

[www.sshfc.gm](http://www.sshfc.gm)



# Annual Report and Financial Statements

*for the year ended 31st December 2020*



*Helping you save for tomorrow*

Coming Soon...



SSHFC NAFUGAN HOUSING ESTATE, BASSE, URR

**+220 422 5427**

**FACILITIES:**

WATER SUPPLY

ELECTRICITY NETWORK

GOOD ROAD NETWORK

PAVEMENT ON SOME ROADS

SCHOOLS

PLACES OF WORSHIP

SOCIAL AMENITIES (MARKET AND PLAYING GROUND).

POLICE STATION

FIRE SERVICE STATION

PUBLIC TRANSPORT STATION

**WhatsApp 520 2329**

# SSHFC



## **Social Security and Housing Finance Corporation (SSHFC)**

*Annual Report and Financial Statements  
for the year ended 31st December 2020*

# Table of contents

<b>GENERAL INFORMATION</b> .....	3
<b>DIRECTORS' REPORT</b> .....	5
<b>REPORT OF THE INDEPENDENT AUDITORS – FEDERATED PENSION FUND</b> .....	7
<b>INCOME STATEMENT – FEDERATED PENSION FUND</b> .....	10
<b>STATEMENT OF FINANCIAL POSITION – FEDERATED PENSION FUND</b> .....	11
<b>STATEMENT OF CHANGES IN MEMBERS' FUND AND RESERVES –FEDERATED PENSION FUND</b> .....	12
<b>CASH FLOW STATEMENT – FEDERATED PENSION FUND</b> .....	13
<b>REPORT OF THE INDEPENDENT AUDITORS – NATIONAL PROVIDENT FUND</b> .....	22
<b>INCOME STATEMENT - NATIONAL PROVIDENT FUND</b> .....	25
<b>STATEMENT OF FINANCIAL POSITION- NATIONAL PROVIDENT FUND</b> .....	26
<b>STATEMENT OF CHANGES IN MEMBERS' FUND AND RESERVES – NATIONAL PROVIDENT FUND</b> .....	27
<b>STATEMENT OF CASH FLOW - NATIONAL PROVIDENT FUND</b> .....	28
<b>REPORT OF THE INDEPENDENT AUDITORS – HOUSING FINANCE FUND</b> .....	37
<b>INCOME STATEMENT - HOUSING FINANCE FUND</b> .....	40
<b>STATEMENT OF FINANCIAL POSITION - HOUSING FINANCE FUND</b> .....	41
<b>STATEMENT OF CHANGES IN MEMBERS' FUND AND RESERVES – HOUSING FINANCE FUND</b> .....	42
<b>STATEMENT OF CASH FLOW - HOUSING FINANCE FUND</b> .....	43
<b>REPORT OF THE INDEPENDENT AUDITORS INJURIES -COMPENSATION FUND</b> .....	53
<b>INCOME STATEMENT - INDUSTRIAL INJURIES COMPENSATION FUND</b> .....	56
<b>STATEMENT OF FINANCIAL POSITION - INDUSTRIAL INJURIES COMPENSATION FUND</b> .....	57
<b>STATEMENT OF CHANGES IN MEMBERS' FUND AND RESERVES – INJURIES COMPENSATION FUND</b> .....	58
<b>STATEMENT OF CASH FLOW - INDUSTRIAL INJURIES COMPENSATION FUND</b> .....	59
<b>CONSOLIDATED REVENUE ACCOUNT</b> .....	65
<b>CONSOLIDATED BALANCE SHEET</b> .....	66

# General information

## Directors

Oreme Joiner  
Sering B. O. Jallow  
Janet Davies Touray  
Tamsir Sallah  
MOD Secka  
Geoffrey Renner  
Buba Sanyang  
Abdoulie Tamberdou  
Memunatu Junisa  
Abdoulie Jallow  
Alh Alieu Faal  
Abubacarr Darboe  
Fabuka Njaay

Chairman (Appointed June 2021)  
Chairman (Up to June 2021)  
Member (Up to June 2021)  
Member (Up to June 2021)  
Member (Up to June 2021)  
Member (Up to June 2021)  
Member  
Managing Director – SSHFC  
Member (Appointed June 2021)  
Member (Appointed June 2021)  
Member (Appointed June 2021)  
Member (Appointed June 2021)  
SSHFC

## Secretary

## Bankers

Trust Bank Limited

3/4 ECOWAS Avenue  
Banjul, The Gambia

Standard Chartered Bank (Gambia) Limited  
8 ECOWAS Avenue

Mega Bank  
11 Liberation Avenue  
Banjul, The Gambia

Arab Gambian Islamic Bank Limited  
7 ECOWAS Avenue  
Banjul, The Gambia

First International Bank (Gambia) Limited  
Kairaba Avenue  
KSMD, The Gambia  
KMSD, The Gambia

Guaranty Trust Bank (Gambia) Limited

56 Kairaba Avenue  
Serrekunda, The Gambia

First Bank of Nigeria (Gambia) Ltd  
48 Kairaba Avenue

Access Bank (Gambia) Limited  
47 Kairaba Avenue  
KSMD, The Gambia

Zenith Bank (Gambia) Limited  
49 Kairaba Avenue  
KSMD, The Gambia

Bank Saheliene For Investment  
Kairaba Avenue  
Fajara, The Gambia  
KSMD, The Gambia

## Auditors

DT Associates  
1 Paradise Beach Place  
Bertil Harding Highway – KSMD  
P.O Box 268  
Banjul, The Gambia

**Solicitors**

Hawa Sisay Sabally  
60b Antouman Faal street  
Banjul  
The Gambia

Solie Law Chambers  
Fajara East  
KMC  
The Gambia

Amie Bensouda  
SSHFC Crescent, Off Bertil Hardingway  
Kanifing Industrial Area  
P.O.Box 907  
Banjul  
The Gambia

**Actuaries**

Muhanna & Co  
6 Nikou Georgiou Street  
Block C Fourth Floor  
1095 Nokosia  
Cyprus

**Registered  
Office**

61 ECOWAS Avenue  
Banjul, The Gambia

# Directors' Report

The Directors present their report and the audited financial statements for the year ended 31st December 2020.

## Statement of Directors responsibilities

The Social Security and Housing Finance Corporation Act 2015 requires the Directors to prepare financial statements for each financial year which give a true and fair view of the state of affairs of the Corporation and of its surplus or deficit for that period.

In preparing those financial statements, the Directors are required to:

- select suitable accounting policies and then apply them consistently;
- make judgements and estimates that are reasonable and prudent;
- state whether applicable accounting standards have been followed, subject to any material departures disclosed and explained in the financial statements;
- prepare the financial statements on the going concern basis unless it is inappropriate to presume that the Corporation will continue in business.

The Directors are responsible for keeping proper accounting records, which disclose with reasonable accuracy at any time, the financial position of the Corporation and to enable them to ensure that the financial statements comply with the Company's Act 2013 and Social Security and Housing Finance Corporation Act 2015. They are also responsible for safeguarding the assets of the Corporation and hence for taking reasonable steps for the prevention and detection of fraud and other irregularities.

## Principal activities

The Corporation acts as the sole pension provider to employees in both private and public sector organisations in The Gambia. The Corporation also operates housing schemes on a mortgage or commercial basis to the public.

## Results

The results for the year ended 31st December 2020 are as detailed in the accompanying financial statements.

## Actuarial valuation

In accordance with Section 30 (1) and (3), of the Social Security and Housing Finance Act 2015, the Directors are required to carry out an actuarial valuation of the social security scheme at least once every three years. The previous actuarial valuation was in respect of the triennial ending 31 December 2020 on the Federated Pension Scheme and for the Industrial Injuries Compensation Fund. The primary funding objective of the FPS which states that the existing assets should be enough to cover fully the value of the benefits in respect of service already completed has not been achieved.

The total value of the assets of the FPS is 98.4% of the total actuarial liabilities. This means that the current value of the assets of the FPS is not enough to fully cover the actuarial liabilities arising from the current actives, pensioners and deferred pensioners membership of the fund. In addition, it is noted that the funding level remains stable since the last formal actuarial valuation as at 31<sup>st</sup> December 2017.

The fund has a total past service deficit of GMD 41 million as at the valuation date, which has increased from the deficit of GMD 30 million reported as 31<sup>st</sup> December 2017. The Standard Contribution Rate (SCR) has decreased from 16.5% of gross salaries reported on the previous valuation, to 12.7% per annum of gross salaries as at 31<sup>st</sup> December 2020.

The purpose of the IICF actuarial exercise lies in the requirement of the IICF Act to assess the Fund's position every three years in order to advise the Trustees on any alterations to the contributions and benefits of the Fund.

The results of the actuarial review demonstrate that, as at 31st December 2020, the Fund is projected to remain positive for the next fifty years. The General Average Premium (present value of future benefits over the present value of salaries) is calculated to be 0.80% of the capped salaries.

### **Directors and Directors' interest**

The members of the Board of Directors are as detailed on page 3. None of the Directors who held office during the year had any beneficial financial interest in the affairs of the Corporation. The Directors are required to serve for an initial period of three years but are eligible for re-appointment or election after the expiration of this period.

### **Auditors**

The current auditors term ends after this audit, the National Audit Office is mandated to appoint the Corporation's next auditors.

By Order of the Board of Directors

Secretary

Date 12<sup>th</sup> MAY 2022



## Report of the Independent Auditors – Federated Pension Fund

### To members of the Social Security and Housing Finance Corporation

#### Opinion

We have audited the financial statements of Social Security and Housing Finance Corporation which comprise the statement of financial position as at 31 December 2018, and the statement of profit or loss and other comprehensive income, the statement of changes in equity and the statement of cash flows for the year then ended, and the notes to the financial statements, including a summary of significant accounting policies.

In our opinion, the financial statements present fairly, in all material respects, the financial position of Social Security and Housing Finance Corporation as at 31 December 2018, and its financial performance and cash flows for the year then ended in accordance with Generally Accepted Accounting Principles (GAAPs) and the requirements of the SSHFC Act 2015.

#### Basis for Opinion

We conducted our audit in accordance with International Standards on Auditing (ISAs). Our responsibilities under those standards are further described in the Auditor's Responsibilities for the Audit of the Financial Statements section of our report. We are independent of the corporation in accordance with the requirements of the International Federation of Accountants Code of Ethics for Professional Accountants (IFAC Code) and we have fulfilled our other ethical responsibilities in accordance with IFAC Code. We believe that the audit evidence we have obtained is sufficient and appropriate to provide a basis for our opinion.

#### Emphasis of Matter – Deficiency of the FPS Fund

We draw your attention to the Directors Report where the directors disclose that they have carried out an actuarial valuation of the Federated Pension Scheme which has an objective of ensuring that existing assets should be enough to cover fully the value of the benefits in respect of services already completed has not been achieved.

The actuarial report according to the directors states that the total value of the assets for the Federated Pension Fund (FPS) represented 98.4% of the total actuarial liabilities of the fund i.e. the funding level is 98.4% which meant a deficit of GMD 41 Million.

Our opinion is not qualified in respect of this matter.

#### Other Information

The directors are responsible for the other information. The other information comprises the Directors' Report as required by the SSHFC Act 2015. The other information does not include the financial statements and our auditor's report thereon.

Our opinion on the financial statements does not cover the other information and we do not express an audit opinion or any form of assurance conclusion thereon.

In connection with our audit of the financial statements, our responsibility is to read the other information and, in doing so, consider whether the other information is materially inconsistent with the financial statements or our knowledge obtained in the audit, or otherwise appears to be materially misstated.

## **Report of the Independent Auditors (Continued) – Federated Pension Fund**

If, based on the work we have performed, we conclude that there is a material misstatement of this other information; we are required to report that fact. We have nothing to report in this regard.

### **Responsibilities of the Directors for the Financial Statements**

The directors are responsible for the preparation and fair presentation of the financial statements in accordance with Generally Accepted Accounting Principles (GAAPs) and the requirements of the SSHFC Act 2015, and for such internal control as the directors determine is necessary to enable the preparation of financial statements that are free from material misstatement, whether due to fraud or error.

In preparing the financial statements, the directors are responsible for assessing the Corporation's ability to continue as a going concern, disclosing, as applicable, matters related to going concern and using the going concern basis of accounting unless the directors either intend to liquidate the Corporation or to cease operations, or have no realistic alternative but to do so.

### **Auditor's Responsibilities for the Audit of the Financial Statements**

Our objectives are to obtain reasonable assurance about whether the financial statements as a whole are free from material misstatement, whether due to fraud or error, and to issue an auditor's report that includes our opinion. Reasonable assurance is a high level of assurance, but is not a guarantee that an audit conducted in accordance with ISAs will always detect a material misstatement when it exists. Misstatements can arise from fraud or error and are considered material if, individually or in the aggregate, they could reasonably be expected to influence the economic decisions of users taken on the basis of these financial statements.

As part of an audit in accordance with ISAs, we exercise professional judgement and maintain professional scepticism throughout the audit. We also:

- Identify and assess the risks of material misstatement of the financial statements, whether due to fraud or error, design and perform audit procedures responsive to those risks, and obtain audit evidence that is sufficient and appropriate to provide a basis for our opinion. The risk of not detecting a material misstatement resulting from fraud is higher than for one resulting from error, as fraud may involve collusion, forgery, intentional omissions, misrepresentations, or the override of internal control.
- Obtain an understanding of internal control relevant to the audit in order to design audit procedures that are appropriate in the circumstances, but not for the purpose of expressing an opinion on the effectiveness of the Company's internal control.
- Evaluate the appropriateness of accounting policies used and the reasonableness of accounting estimates and related disclosures made by the directors.
- Conclude on the appropriateness of the directors' use of the going concern basis of accounting and based on the audit evidence obtained, whether a material uncertainty exists related to events or conditions that may cast significant doubt on the Corporation's ability to continue as a going concern. If we conclude that a material uncertainty exists, we are required to draw attention in our auditor's report to the related disclosures in the financial statements or, if such disclosures are inadequate, to modify our opinion. Our conclusions are based on the audit evidence obtained up to the date of our auditor's report. However, future events or conditions may cause the Corporation to cease to continue as a going concern.
- Evaluate the overall presentation, structure and content of the financial statements, including the disclosures, and whether the financial statements represent the underlying transactions and events in a manner that achieves fair presentation.

## Report of the Independent Auditors (Continued) – Federated Pension Fund

We communicate with the directors regarding, among other matters, the planned scope and timing of the audit and significant audit findings, including any significant deficiencies in internal control that we identify during our audit.

*DT Associates*

**DT Associates**

Chartered Accountants

Registered Auditors

Aji Penda Sankareh

Partner

Date: *12<sup>th</sup> May*.....2022

# Income statement – Federated Pension Fund

for the year ended 31 December 2020  
(In thousands of Gambian Dalasi)

	Notes	31-Dec-20 D.000	31-Dec-19 D.000
<b>Income</b>			
Investment income	1.4 ,2	<b>116,305</b>	117,292
Other income	3	<b>5,693</b>	6,427
<b>Total income</b>		<b>121,998</b>	123,719
<b>Expenditure</b>			
General and administrative expenses	1.6, 4	<b>(41,941)</b>	(38,540)
Provision for doubtful debt		-	(1,203)
<b>Total expenditure</b>		<b>(41,941)</b>	(39,743)
<b>Surplus for the year</b>		<b>80,057</b>	83,976

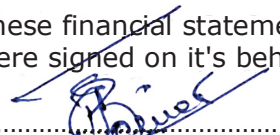
The notes form part of these financial statements.

# Statement of Financial Position – Federated Pension Fund


as at 31<sup>st</sup> December 2020  
(In thousands of Gambian Dalasi)

<b>Assets</b>	Notes	<b>31-Dec-20 D.000</b>	31-Dec-19 D.000
<b>Non – current assets</b>			
Property, plant and equipment	1.2, 8	<b>156,775</b>	164,611
Equity investment	1.3, 6	<b>900,538</b>	900,537
Investment properties	1.3, 5	<b>243,810</b>	243,810
<b>Total non – current assets</b>		<b>1,301,123</b>	1,308,958
<b>Current assets</b>			
Loans to member institutes	7	<b>13,792</b>	13,792
Trade and other receivables	9	<b>610,620</b>	546,806
Other financial assets	10	<b>549,489</b>	484,459
Cash at bank and in hand	11	<b>109,588</b>	12,335
<b>Total current assets</b>		<b>1,283,489</b>	1,057,392
<b>Total assets</b>		<b>2,584,612</b>	2,366,350
<b>Equity and liabilities</b>			
<b>Capital and reserves</b>			
Members' Fund		<b>1,979,544</b>	1,787,633
Revenue reserves		<b>6,261</b>	5,363
Revaluation reserves		<b>561,824</b>	561,824
<b>Total equity</b>		<b>2,547,629</b>	2,354,819
<b>Current liabilities</b>			
Trade and other payables	12	<b>36,983</b>	11,531
<b>Total equity and liabilities</b>		<b>2,584,612</b>	2,366,350

These financial statements were approved by the Board of Directors on 12th May 2022 and were signed on it's behalf by:

  
.....  
Oreme Joiner

Board Chairperson

  
.....  
Abdoulie Tamberou

Managing Director

The notes form part of these financial statements.

# Statement of changes in members' fund and reserves – Federated Pension Fund

For the year ended 31 December 2020

(In thousands of Gambian Dalasi)

	Members Fund D.000	Revenue Reserve D.000	Revaluation Reserve D.000	<b>Total D.000</b>
Balance as at 1st January 2019	1,654,950	4,269	21,825	<b>1,681,044</b>
		-	-	-
	1,654,950	4,269	21,825	<b>1,681,044</b>
Contributions less benefits	48,706			<b>48,706</b>
Bonus issue shares	-	624		<b>624</b>
Surplus for the year	83,976	-	-	<b>83,976</b>
Penalty	-	470	-	<b>470</b>
Revaluation	-	-	539,999	<b>539,999</b>
Balance as at 31 December 2019	<b>1,787,632</b>	<b>5,363</b>	<b>561,824</b>	<b>2,354,819</b>
Balance as at 1st January 2020	1,787,632	5,363	561,824	<b>2,354,819</b>
Penalty		898	-	<b>898</b>
Contributions less benefits	111,855	-	-	<b>111,430</b>
Surplus for the year	80,057	-	-	<b>80,057</b>
<b>Balance as at 31 December 2020</b>	<b>1,979,544</b>	<b>6,261</b>	<b>561,824</b>	<b>2,547,204</b>

The notes form part of these financial statements.

# Cash flow statement – Federated Pension Fund

for the year ended <sup>3</sup>1st December 2020  
(In thousands Gambian Dalasis)

	Notes	<b>31-Dec-20</b> <b>D.000</b>	31-Dec-19 D.000
Surplus for the year		<b>80,057</b>	83,976
Depreciation	8	<b>11,071</b>	10,064
Loss on sales of Assets		<b>22</b>	-
<hr/>			
Operating Profit before working capital changes		<b>91,150</b>	94,040
Movements in working capital			
Changes in trade and other receivables		<b>(63,814)</b>	(80,961)
Changes in trade and other payables		<b>25,452</b>	(14,222)
<b>Cash generated from operations</b>		<b>52,788</b>	(1,143)
Cash flows from investing activities			
Changes in other financial assets		<b>(65,030)</b>	(48,898)
Purchase of tangible fixed assets		<b>(3,935)</b>	(13,630)
Changes in loan to member institutions		<b>677</b>	8,619
<b>Net cash used in investing activities</b>		<b>(68,288)</b>	(53,909)
Cash flows from financing activities			
Net contribution members'	13	<b>111,855</b>	48,706
Penalty		<b>898</b>	470
<b>Net cash from financing activities</b>		<b>112,753</b>	49,176
Net increase in cash and cash equivalents	11	<b>97,253</b>	(5,876)
Cash and cash equivalents at the beginning of the financial year	11	<b>12,335</b>	18,211
<b>Cash and cash equivalents at the end of the financial year</b>		<b>109,588</b>	12,335

The notes on pages form part of these financial statements.

# Notes (forming part of the financial statement) – Federated pension fund

## 1. Accounting policies

### 1.1 Basis of accounting

The financial statements have been prepared under the historic cost convention and modified by the revaluation of certain assets and in accordance with Generally Accepted Accounting Principles and the SSHFC Act 2015.

### 1.2 Property, plant and equipment

Property, plant and equipment are depreciated by instalments over their estimated useful lives. The instalments are calculated to reduce the assets to their residual values at the end of the depreciation period. The following depreciation rates are used and are applied consistently:

Asset category	Rate (per annum)	Basis
Mainframe computer	25%	Straight line
Electricity generator	10%	Straight line
Head office building	1%	Straight line
Office equipment	20%	Reducing balance
Office furniture and fixtures	10%	Reducing balance
Motor vehicles	33 1/3 %	Reducing balance
Office bicycle	33 1/3 %	Reducing balance

**1.3** Fixed assets purchased by the Federated Pension Fund is fully capitalized and depreciated over their economic life in the Federated Pension Fund accounts. The depreciation charges in respect of these assets are apportioned to other funds in the ratio of 29:36:31:4 to Federated Fund, National Provident Fund, Housing Finance Fund and Injuries Compensation Fund respectively. These apportioned depreciations are shown as a Pension Fund re-charge in the financial statements

### 1.4 Investments

Investments held by the Corporation at the Balance sheet date are valued as follows:

a) Current asset investment

Where it is the intention of the Corporation to hold investments to maturity, they are valued at cost. No account is taken of market value whether higher or lower than cost except for Treasury Bills and Discount Notes which are stated at cost plus accrued interest.

b) Investment properties

Investment properties are stated at their revalue amounts.

c) Equity investment

Equity investments are stated at revalued amount.



### 1.5 Investment income

Investment income is accounted for on an accruals basis.

### 1.6 Contributions

Contributions are accounted for on an accruals basis. Contributions due, but not received, at the Balance sheet date are estimated on the basis of the most recent contributions received as at that date.

### 1.7 Allocation of expenditure

Each fund is charged with expenditure which specifically relates to it. Other recurrent expenditure initially borne by the Federated Pension Fund is apportioned in the ratio 31:29:36:04 to Housing Finance Fund, Federated Pension Fund, National Provident and Industrial Injuries Compensation Fund respectively..

### 1.8 Benefits paid

Benefits paid represent all benefit claims paid during the year. This includes lump sum gratuity and periodic pension payment.

### 1.9 Foreign currencies

Foreign currency transactions are accounted for at the rate of exchange prevailing on the date the transaction took place. Monetary assets and liabilities denominated in foreign currencies at the Balance Sheet date are translated at the year-end rates and any differences arising are accounted for in the revenue account.

## 2. Investment income

	Notes	31-Dec-20	31-Dec-19
		<b>D.000</b>	D.000
Interest on term deposit		<b>43,335</b>	35,855
Dividend income		<b>56,626</b>	63,642
Rental income		<b>10,560</b>	6,448
Income on Govt Bonds	2.a	<b>5,784</b>	4,836
Income on Govt Tbills	2.a	-	6,511
		<b>116,305</b>	117,292

## 3. Other income

	Notes	31-Dec-20	31-Dec-19
		<b>D.000</b>	D.000
Interest on loans		<b>1,126</b>	3,805
Profit on sale of fixed assets		-	56
Miscellaneous Income	3.a	<b>4,567</b>	2,566
		<b>5,693</b>	6,427

### 3.a Miscellaneous income:

This is in respect of management fees from West African Leisure group of GMD 3.9 million with the rest being various other incomes.

### 4. General and administrative expenses

	<b>31-Dec-20</b>	31-Dec-19
	<b>D.000</b>	D.000
Staff cost	<b>29,082</b>	31,235
Administrative expenses	<b>9,315</b>	9,265
Depreciation	<b>3,216</b>	3,077
Audit	<b>306</b>	-
Provision for doubtful debts	-	(5,430)
Loss on sale of fixed assets	<b>22</b>	-
	<hr/> <b>41,941</b> <hr/>	38,147

### 5. Investment Properties

	Notes	<b>31-Dec-20</b>	31-Dec-19
		<b>D.000</b>	D.000
Cotton street building	5.a	<b>45,535</b>	45,535
Ocean Bay Hotel	5.b	<b>128,850</b>	128,850
Sunbeach Hotel	5.c	<b>69,425</b>	69,425
		<hr/> <b>243,810</b> <hr/>	243,810

#### 5.a Cotton Street Building

The Cotton Street building was acquired in 1985 as an investment property and let on tenancy since inception.

#### 5.b Ocean Bay Hotel and Resort

This is a property in the hospitality industry, 100% owned by the Corporation. During the first half of 2019 the Hotel was leased to B.P I Investments and Managed through a receivership. The Property was however handed over to SSHFC in September 2019 and currently leased to West African Leisure Group (WALG) and being managed through a Management Services Contract.

#### 5.c Sunbeach Hotel

Sunbeach Hotel located at Cape Points, forms part of the Corporations Investments in the Hotel Industry. The Corporation owns 100% Equity of the Hotel.

## 6. Equity Investment

	Note	31-Dec-20 D.000	31-Dec-19 D.000
Equity investment-CFAO	6.a	550	550
Equity investment-SCB(G)LTD	6.b	212,818	212,818
Equity investment-NAWEC	6.c	4,000	4,000
Equity investment-Trust Bank	6.d	265,550	265,550
Gam Petroleum Equity	6.e	355,297	355,297
GTSC Equity	6.f	65,698	65,698
Equity investment- AGIB	6.g	624	624
Prov. for impaired -Nawec		(4,000)	(4,000)
		<b>900,538</b>	900,537

### 6.a CFAO

This is an equity holding of 275,218 share, representing 0.82% of total CFAO shares. The value of the investment is stated at cost.

### 6.b Standard Chartered Bank

SCB is the Corporation's share in Standard Chartered Bank (G) LTD. The Investment is stated at market value and constitutes 32,965,133 number of shares representing 16.33% of SCB shares.

### 6.c NAWEC

A 100% provision of the investment in NAWEC has been made.

### 6.d Trust Bank

TRUST BANK is the Corporation' share in Trust Bank (G) LTD. The Investment is valued at market value of D3.59 per share and constitutes 73,769,253 numbers of shares representing 37 % of TBL shares. The valuation is obtained from the Ghana stock exchange market

### 6.e Gam- Petroleum

This is the Corporation's equity investment in Gam-Petroleum, a petroleum storage facility in which the Corporation currently holds 15,862, 500 shares (in addition to the previously held 10,850,000 shares) valued at its recently traded share price of GMD 50 per share. During the year, an additional 5,012,500) shares were purchased in March 2020 for GMD 250,625,000.

### 6.f GTSC

This was wholly acquired by the Corporation in 2013. Currently the company serves as the national transport operator in The Gambia and part of the Sub Region.

### 6.g AGIB

The Corporation previously held some shares with AGIB. However, these shares were sold some years back but in 2019 the Bank notified us that they had given us some bonus shares which we used to write back the equity holding in our books.

## 7. Loans to member institution

	Note	31-Dec-20	31-Dec-19
		<b>D.000</b>	D.000
Loan to Gam. Govt. (Police line barracks)	7.a	<b>675</b>	675
Loan to Gam. Govt. (lc2012/008 John Deere)	7.b	<b>52,226</b>	52,226
Gambia International Airlines (GIA)	7.c	<b>15,720</b>	16,253
FPS loan to Gambia Transport Service Corporation (GTSC)	7.d	<b>13,792</b>	13,792
		<b>82,413</b>	82,946
Less			
Provision for GIA loan		<b>(15,720)</b>	(16,253)
Provision for Gambia Government Loan		<b>(52,226)</b>	(52,226)
Provision Gam. Govt. (Police line barracks)		<b>(675)</b>	(675)
		<b>13,792</b>	13,792

### 7.a Loan to Gam. Govt. (Police line barracks)

The Gambia Government Police Barracks is expenditures incurred by the Corporation on behalf of the Government with regard to Improvements at the Police Barracks. This was a directive from the Gambia Government. There were no loan repayment schedules or agreements. This loan carries no interest.

### 7.b Gambia Government Loan

This was a Government directive for a loan to be given to the Gambia Government. There was no loan repayment schedule or agreement and the loan carries no interest.

### 7.c Gambia International Airlines (GIA)

Gambia International Airlines (GIA) loan was given in 2006 at an interest rate of 2015 for 30 months. However, the loan was restructured in July 2014 over a period of 5 years at an interest rate 1%

### 7.d Gambia Transport Service Corporation (GTSC)

This was a loan of D65, 712,500 given to GTSC in March, 2016 at an interest rate of 17%, payable over a period of 36 months. However, in February 2018, the outstanding balance of D32,856,250 was restructured for a period of another 3 years at the rate of 17%. per annum.

## 8. Property, plant and equipment

	Land D.000	Building D.000	Motor vehicles D.000	Office equipment & furniture D.000	Computer Equipment D.000	Plant & Machinery D.000	Work in progress D.000	Total D.000
<b>Cost</b>								
At 1 January 2020	66,115	69,725	37,345	24,251	111,143	5,602	2,884	<b>317,065</b>
Additions	-	-	-	1,366	2,569	-	-	<b>3,935</b>
Disposal			(3,923)	(638)	(258)	-	-	<b>(4,819)</b>
<b>At 31 December 2020</b>	<b>66,115</b>	<b>69,725</b>	<b>33,422</b>	<b>24,979</b>	<b>113,454</b>	<b>5,602</b>	<b>2,884</b>	<b>316,181</b>
<b>Depreciation</b>								
At 1 January 2020		5,442	25,488	12,253	104,278	4,993	-	<b>152,454</b>
Charge for the year		526	4,355	1,618	4,010	562		<b>11,071</b>
Disposal			(3,850)	(269)	-			<b>(4,119)</b>
<b>At 31 December 2020</b>		<b>5,968</b>	<b>25,993</b>	<b>13,602</b>	<b>108,288</b>	<b>5,555</b>	<b>-</b>	<b>159,406</b>
<b>Net book values At 31 December 2020</b>		<b>63,757</b>	<b>7,429</b>	<b>11,377</b>	<b>5,166</b>	<b>47</b>	<b>2,884</b>	<b>156,775</b>
At 31 December 2019	66,115	64,283	11,857	11,998	6,865	609	2,884	164,611

## 9. Trade and other receivables

	<b>31-Dec-20</b> <b>D.000</b>	31-Dec-19 D.000
Contribution's receivable	<b>31,124</b>	2,832
Interfund current account - Housing/IICF/Provident	<b>460,115</b>	430,801
Sundry debtors	<b>8,958</b>	2,535
Income Receivables-Rental Income	<b>3,073</b>	2,109
Staff loans	<b>120,742</b>	121,592
Others	<b>341</b>	676
General Suspense	<b>6</b>	-
	<b>624,359</b>	560,545
Less: provisions		
For doubtful contribution arrears	<b>(11,907)</b>	(11,907)
For ex staff loans	<b>(1,832)</b>	(1,832)
	<b>610,620</b>	546,806

## 10. Other financial investments

	<b>Cost</b> <b>D.000</b>	<b>Interest</b> <b>Accrued</b> <b>D.000</b>	<b>31-Dec-20</b> <b>D.000</b>	31-Dec-19 D.000
Bank term deposit	493,913	22,374	<b>516,287</b>	438,389
Gambia Government Bonds	31,627	1,575	<b>33,202</b>	46,070
	<b>525,540</b>	<b>23,949</b>	<b>549,489</b>	484,459

## 11. Analysis of the cash and bank balance

	<b>31-Dec-20</b> D.000	31-Dec-19 D.000	<b>Changes</b> <b>in year</b> <b>D.000</b>
Cash at bank	<b>109,575</b>	12,333	<b>97,242</b>
Cash in hand	<b>13</b>	2	<b>11</b>
	<b>109,588</b>	12,335	<b>97,253</b>

## 12. Current liabilities

	Notes	31-Dec-20 D.000	31-Dec-19 D.000
Unclaimed pensions	12.a	6,959	3,252
Deferred pensions		1,376	1,796
Sundry creditors		2,649	1,622
General Suspense -Contribution Direct Transfer	12.b	1,202	4,313
General suspense (GRA Withholding)	12.c	673	548
Interfund loans FPS/NPF		24,124	-
		<b>36,983</b>	<b>11,531</b>

### 12.a Unclaimed pensions

These are in respect of pensions paid but not collected by the pensioners as at December 31, 2020 as a result of which the Corporation was refunded by the various banks and Yonna Forex Bureau.

### 12.b General suspense – Contributions direct transfers

These are direct credits into the various bank accounts of the Corporation pending confirmation of the source and purpose of payment for proper classification.

### 12.c General suspense (GRA Withholding)

These are withholding taxes deducted from contractors' payments but not remitted to The Gambia Revenue Authority (GRA) as at December 31, 2020.

## 13. Net contributions from members

	31-Dec-20 D.000	31-Dec-19 D.000
Contributions	245,355	180,671
Benefit and refunds	(53,976)	(50,609)
Periodic pension payments	(79,524)	(81,356)
	<b>111,855</b>	<b>48,706</b>

## Report of the Independent Auditors – National Provident Fund

### To members of the Social Security and Housing Finance Corporation

#### Opinion

We have audited the financial statements of Social Security and Housing Finance Corporation's National Provident Fund, which comprise the statement of financial position as at 31st December 2020, and the statement of profit or loss and other comprehensive income, statement of changes in equity and statement of cash flows for the year then ended, and notes to the financial statements, including a summary of significant accounting policies.

In our opinion, the financial statements present fairly, in all material respects, the financial position of the Corporation as at 31st December 2020, and its financial performance and cash flows for the year then ended in accordance with Generally Accepted Accounting Principles and have been properly prepared in accordance with the requirements of the Social Security and Housing Finance Corporation Act 2015.

#### Basis for Opinion

We conducted our audit in accordance with International Standards on Auditing (ISAs). Our responsibilities under those standards are further described in the Auditor's Responsibilities for the Audit of the Financial Statements section of our report. We are independent of the Corporation in accordance with the requirements of the International Federation of Accountants Code of Ethics for Professional Accountants (IFAC Code) and we have fulfilled our other ethical responsibilities in accordance with IFAC Code. We believe that the audit evidence we have obtained is sufficient and appropriate to provide a basis for our opinion.

#### Other Information

The Directors are responsible for the other information. The other information comprises the Directors' Report as required by the Social Security and Housing Finance Corporation Act 2015. The other information does not include the financial statements and our auditor's report thereon.

Our opinion on the financial statements does not cover the other information and we do not express an audit opinion or any form of assurance conclusion thereon.

In connection with our audit of the financial statements, our responsibility is to read the other information and, in doing so, consider whether the other information is materially inconsistent with the financial statements or our knowledge obtained in the audit, or otherwise appears to be materially misstated.



## **Report of the Independent Auditors (Continued) – National Provident Fund**

If, based on the work we have performed, we conclude that there is a material misstatement of this other information, we are required to report that fact. We have nothing to report in this regard.

### **Responsibilities of the Directors for the Financial Statements**

The Directors are responsible for the preparation and fair presentation of the financial statements in accordance with Generally Accepted Accounting Principles and the requirements of the Social Security and Housing Finance Corporation Act 2015 and for such internal control as the Directors determine is necessary to enable the preparation of financial statements that are free from material misstatement, whether due to fraud or error.

In preparing the financial statements, the Directors are responsible for assessing the Corporation's ability to continue as a going concern, disclosing, as applicable, matters related to going concern and using the going concern basis of accounting unless the Directors either intend to liquidate the Corporation or to cease operations, or have no realistic alternative but to do so.

### **Auditor's Responsibilities for the Audit of the Financial Statements**

Our objectives are to obtain reasonable assurance about whether the financial statements as a whole are free from material misstatement, whether due to fraud or error, and to issue an auditor's report that includes our opinion. Reasonable assurance is a high level of assurance but not a guarantee that an audit conducted in accordance with ISAs will always detect a material misstatement when it exists. Misstatements can arise from fraud or error and are considered material if, individually or in the aggregate, they could reasonably be expected to influence the economic decisions of users taken on the basis of these financial statements.

As part of an audit in accordance with ISAs, we exercise professional judgment and maintain professional scepticism throughout the audit. We also:

Identify and assess the risks of material misstatement of the financial statements, whether due to fraud or error, design and perform audit procedures responsive to those risks, and obtain audit evidence that is sufficient and appropriate to provide a basis for our opinion. The risk of not detecting a material misstatement resulting from fraud is higher than for one resulting from error, as fraud may involve collusion, forgery, intentional omissions, misrepresentations, or the override of internal control.

Obtain an understanding of internal control relevant to the audit in order to design audit procedures that are appropriate in the circumstances, but not for the purpose of expressing an opinion on the effectiveness of the Corporation's internal control.

Evaluate the appropriateness of accounting policies used and the reasonableness of accounting estimates and related disclosures made by the Directors.

Conclude on the appropriateness of the Directors' use of the going concern basis of accounting and based on the audit evidence obtained, whether a material uncertainty exists related to events or conditions that may cast significant doubt on the Corporation's ability to continue as a going concern. If we conclude that a material uncertainty exists, we are required to draw attention in our auditor's report to the related disclosures in the financial statements or, if such disclosures are inadequate, to modify our opinion. Our conclusions are based on the audit evidence obtained up to the date of our auditor's report. However, future events or conditions may cause the Corporation to cease to continue as a going concern.

Evaluate the overall presentation, structure and content of the financial statements, including the disclosures, and whether the financial statements represent the underlying transactions and events in a manner that achieves fair presentation.

## Report of the Independent Auditors (Continued) – National Provident Fund

We communicate with the Directors regarding, among other matters, the planned scope and timing of the audit and significant audit findings, including any significant deficiencies in internal control that we identify during our audit.

*DT Associates*

### **DT Associates**

Chartered Accountants

Registered Auditors

Aji Penda Sankareh

Partner

Date *12 May* .....2022

# Income Statement - National Provident Fund

for the year ended 31 December 2020  
(In thousands of Gambian Dalasi)

	Notes	31-Dec-20 D.000	31-Dec-19 D.000
<b>Income</b>			
Investment income	1.4, 2	<b>158,521</b>	117,310
Other income	3	<b>17,532</b>	17,962
<b>Total income</b>		<b>176,053</b>	135,272
<b>Expenditure</b>			
General and administrative expenses	1.6, 4	<b>(54,153)</b>	(51,279)
Bad debt provision		<b>(14,824)</b>	(133)
<b>Total expenditure</b>		<b>(68,977)</b>	(51,412)
<b>Surplus before interest on member's fund</b>		<b>107,076</b>	83,860
Interest on members' funds	13	<b>(84,826)</b>	-
<b>Surplus for the year</b>		<b>23,559</b>	83,860


The notes form part of these financial statements.


# Statement of Financial Position- National Provident Fund

as at 31st December 2020  
(In thousands of Gambian Dalasi)

	Notes	31-Dec-20 D.000	31-Dec-19 D.000
<b>Assets</b>			
<b>Non - current assets</b>			
Equity Investments	1.3, 6	712,220	416,595
Investment property	1.3, 5	862,940	862,940
<b>Total non - current assets</b>		<b>1,575,160</b>	1,324,535
<b>Current assets</b>			
Trade and other receivables	7	185,832	115,670
Loans to member institutions	8	198,674	227,401
Other financial assets	9	1,354,146	987,267
Cash at bank and in hand	10	97,474	303,396
<b>Total current assets</b>		<b>1,836,126</b>	1,633,734
<b>Total assets</b>		<b>3,411,286</b>	2,958,269
<b>Equity and liabilities</b>			
<b>Capital and reserves</b>			
Members' Fund		4,233,561	3,921,304
Revenue reserves		12,113	9,411
Revaluation reserves		352,129	352,129
Accumulated reserves		(1,589,953)	(1,613,512)
<b>Total equity</b>		<b>3,007,850</b>	2,669,332
<b>Current liabilities</b>			
Trade and other payables	11	403,436	288,937
<b>Total equity and liabilities</b>		<b>3,411,286</b>	2,958,269

These financial statements were approved by the Board of Directors on 12th May 2022 and were signed on its behalf by:

  
.....  
Oreme Joiner  
Board Chairperson

  
.....  
Abdoulie Tamberou  
Managing Director

The notes form part of these financial statements.

# Statement of changes in members' fund and reserves – National Provident Fund

for the year ended 31 December 2020  
(In thousands of Gambian Dalasi)

	Members Fund D.000	Revenue Reserve D.000	Revaluation Reserve D.000	Accumulated Reserve D.000	<b>Total D.000</b>
<b>Balance as at 1st January 2019</b>	3,814,860	5,950	63,289	(1,697,372)	<b>2,186,727</b>
Contributions less benefits	106,444	-	-	-	<b>106,444</b>
Surplus for the year	-	-	-	83,860	<b>83,860</b>
Penalty contributions	-	3,461	-	-	<b>3,461</b>
Opening balance difference	-	-	288,840	-	<b>288,840</b>
<b>Balance as at 31 December 2019</b>	<b>3,921,304</b>	<b>9,411</b>	<b>352,129</b>	<b>(1,613,512)</b>	<b>2,669,332</b>
<b>Balance as at 1st January 2020</b>	3,921,304	9,411	352,129	(1,613,512)	<b>2,669,332</b>
Contributions less benefits	227,431	-	-	-	<b>227,431</b>
Surplus for the year	-	-	-	23,559	<b>23,559</b>
Penalty contributions	-	2,702	-	-	<b>2,702</b>
Interest on member's fund	84,826	-	-	-	<b>84,826</b>
<b>Balance as at 31 December 2020</b>	<b>4,233,561</b>	<b>12,113</b>	<b>352,129</b>	<b>(1,589,953)</b>	<b>3,007,850</b>

The notes form part of these financial statements.

# Statement of cash flow - National Provident Fund

for the year ended 31st December 2020  
(In thousands of Gambian Dalasi)

	Notes	<b>31-Dec-20</b> <b>D.000</b>	31-Dec-19 D.000
Surplus for the year		<b>108,385</b>	83,860
Surplus before working capital changes		<b>108,385</b>	83,860
<b>Movements in working capital</b>			
Changes in trade and other receivables		<b>(70,162)</b>	38,739
Changes in trade and other payables		<b>114,497</b>	283,710
<b>Cash generated from operations</b>		<b>152,720</b>	406,309
<b>Cash flows from investing activities</b>			
Purchase of equity investment		<b>(250,625)</b>	-
Penalty		<b>2,702</b>	3,461
Changes in financial assets		<b>(366,879)</b>	(180,389)
Loans to member institution and others		<b>28,728</b>	(59,989)
<b>Net cash used in investing activities</b>		<b>(586,074)</b>	(236,917)
<b>Cash flows from financing activities</b>			
Net contribution members'	12	<b>227,431</b>	106,444
<b>Net cash from financing activities</b>		<b>227,431</b>	106,444
Net (decrease)/ increase in cash and cash equivalents	10	<b>(205,921)</b>	275,836
Cash and cash equivalents at the beginning of the financial year	10	<b>303,397</b>	27,560
Cash and cash equivalents at the end of the financial year		<b>97,474</b>	303,396

The notes form part of these financial statements.

# Notes (forming part of the financial statement) – National Provident Fund

## 1. Accounting policies

The following accounting policies have been applied in dealing with items which are material in the relation to the National Provident financial statements.

### 1.1 Basis of accounting

The financial statements have been prepared under the historic cost convention in accordance with Generally Accepted Accounting Principles and the SSHFC act 2015.

### 1.2 Property, plant and equipment

Fixed assets purchased by the Federated Pension Fund is fully capitalized and depreciated over their economic life in the Federated Pension Fund accounts. The depreciation charges in respect of these assets are apportioned to other funds in the ratio of 29:36:31:4 to Federated Fund, National Provident Fund, Housing Finance Fund and Injuries Compensation Fund respectively. These apportioned depreciations are shown as a Pension Fund re-charge in the financial statements.

### 1.3 Investments

Where it is the intention of the Corporation to hold investments to maturity, they are valued at cost. No account is taken of the market value whether higher or lower than cost except for Treasury Bills and Discount Notes which are stated at cost plus accrued interest.

### 1.4 Investment income

Investment income is accounted for on an accruals basis.

### 1.5 Contributions

Contributions are accounted for on an accruals basis. Contributions due, but not received, at the Balance sheet date are estimated on the basis of the most recent contributions received as at that date.

The rates used are as follows:

Employee's contribution	5% of employee's basic salary
Employer's contribution	10% of employee's basic salary

### 1.6 Allocation of expenditure

Each fund is charged with expenditure which specifically relates to it. Other recurrent expenditure initially borne by the Federated Pension Fund is apportioned in the ratio 31:29:36:04 to Housing Finance Fund, Federated Pension Fund, National Provident and Industrial Injuries Compensation Fund respectively.

### 1.7 Benefits paid

Benefits paid represent all benefit claims paid during the year. This includes payment of NPF balances, partial withdrawals, and refund of non-statutory contributions received.

### 1.8 Foreign currencies

Foreign currency transactions are accounted for at the rate of exchange prevailing on the date the transaction took place. Monetary assets and liabilities denominated in foreign currencies at the Balance Sheet date are translated at the year-end rates and any differences arising are accounted for in the revenue account.

## 2. Investment income

	<b>31-Dec-20</b> <b>D.000</b>	31-Dec-19 D.000
Income on term deposits	<b>65,000</b>	54,813
Income on Govt. treasury bills	<b>13,097</b>	8,520
Dividend income- Gambia Petroleum	<b>20,331</b>	8,820
Rental income- NTC Complex	<b>6,161</b>	10,363
Lease income- Ocean Bay	<b>24,125</b>	13,475
Income on Govt Bonds	<b>29,625</b>	21,289
Rental Income Old Law Courts	<b>182</b>	30
	<hr/> <b>158,521</b> <hr/>	<hr/> 117,310 <hr/>

## 3. Other income

	<b>31-Dec-20</b> <b>D.000</b>	31-Dec-19 D.000
Corporate loan interest	<b>1,534</b>	12,418
Sundry income	<b>14,855</b>	5,544
Exchange Gain Forex	<b>1,143</b>	-
	<hr/> <b>17,532</b> <hr/>	<hr/> 17,962 <hr/>

## 4. General and administrative expenses

	<b>31-Dec-20</b> <b>D.000</b>	31-Dec-19 D.000
Staff cost	<b>37,147</b>	35,333
Administrative expenses	<b>12,633</b>	11,900
Depreciation	<b>3,993</b>	3,604
Audit	<b>380</b>	442
	<hr/> <b>54,153</b> <hr/>	<hr/> 51,279 <hr/>



## 5. Investment properties

	Notes	31-Dec-20 D.000	31-Dec-19 D.000
Old Law Court	5.a	73,415	73,415
NTC Complex	5.b	274,785	274,785
Ocean Bay Hotel and Resort	5.c	244,465	244,465
Sunbeach Hotel		270,275	270,275
		<b>862,940</b>	<b>862,940</b>

### 5.a Old Law Court

This is an Investment Property located in Banjul, acquired for rental purposes. The property is currently demolished and being appraised for new viable options. The property is held at its market value as at July 2019.

### 5.b NTC Complex

This was acquired in 2012 and let out to various tenants on an annual basis. The property was revalued in 2018 to this market value.

### 5.c Ocean Bay Hotel and Resort

This is a 100% owned asset in the hospitality industry. It is currently leased to West African Leisure Group and managed through a Management Services Contract.

### 5.d Sunbeach Hotel

This is a 100% owned asset in the hospitality industry. It is currently leased to West African Leisure Group and managed through a Management Services Contract

## 6. Equity investments

	Note	31-Dec-20 D.000	31-Dec-19 D.000
Qatari equity	6.a	133,605	133,605
Gallia Holdings	6.b	162,180	162,180
Investment in Gam Petroleum	6.c	398,607	147,982
Gambia Transport Service Corporation (GTSC)	6.d	246,811	246,811
		<b>941,203</b>	<b>690,578</b>
Less Provision:			
Qatari		(66,803)	(66,803)
Gallia		(162,180)	(162,180)
		<b>712,220</b>	<b>461,595</b>

### 6.a Qatari Holding

This relates to Gam Food & Feed Industries (GFFI) which was a venture gone into by the Government of The Gambia in 2010. The Corporation received a Government directive to invest in the venture. Shareholding of the Corporation is 65%. Currently there are high prospects of a lease, operate and transfer arrangement that is expected to generate good income for the Corporation. There was a public invitation for expression of interest and there were good responses currently being evaluated.

## 6.b Gallia Holdings

This relates to SSHFC investment in the joint venture between the Government of The Gambia and Gallia Holdings Ltd in 2011 with regard to investment in ferries. The investment was a directive from the Government of the Gambia.

## 6.c The Gam- Petroleum

This is the Corporation's equity investment in Gam-Petroleum, a petroleum storage facility in which the Corporation currently holds 15,862, 500 shares (in addition to the previously held 10,850,000 shares) valued at its recently traded share price of GMD 50 per share. During the year, an additional 5,012,500 shares were purchased for GMD 250,625,000.

## 6.d Gambia Transport Service Company (GTSC)

This was wholly acquired by the Corporation in 2013. Currently, the company serves as the national transport operator within The Gambia and to other parts of the Sub Region.

## 7. Trade and other receivables

	Notes	31-Dec-20 D.000	31-Dec-19 D.000
Contributions receivable	7.a	66,130	52,641
Sundry Debtors and prepayments		7,618	10,997
Inter-fund - FPS//HFF/IICF	7.b	120,164	61,540
Rent receivable		13,127	11,711
General suspense		12	
		<b>207,051</b>	136,889
Less Provisions:			
Doubtful contributions		<b>(21,219)</b>	(21,219)
		<b>185,832</b>	115,670

### 7.a Inter-fund - FPS//HFF/IICF

These are outstanding balances owed to the National Provident Fund by the other funds in respect of settlements on behalf of these funds and fund transfers.

## 8. Loans to Member Institutions

	Notes	31-Dec-20 D.000	31-Dec-19 D.000
Loan to Gamcel	8.a	51,957	62,399
Loan to GAM.GOV'T	8.b	152,611	152,611
Loan to GGC	8.c	19,720	19,720
Loan to NAWEC	8.d	11,582	30,168
Loan to GPA	8.e	1,500	10,200
NAWEC GENERATOR (BOT)	8.f	74,517	74,517
Loan to GAM GOVT.(POLICE BARRACKS)	8.g	2,125	2,125
Loan to NAWEC ( ITFC/ISDB)	8.h	4,795	821,501
Loan to GAM GOVT.(LC 2012/008 JOHN DEERE)	8.i	4,866	4,866
Loan to GAM GOVT.(OP)	8.j	141,573	141,573
Loan(GAURANTEE) GRTS	8.k	46,950	46,950
GGC Loan GUARANTEE	8.l	133,705	92,995
GCCA (FIRE TENDERS & AMBULANCE)	8.m	91,600	98,143
Loan to GFFI	8.n	1,309	1,309
NPF Loan to GTSC (2)	8.o	132,324	119,405
NPF West Africa Leisure Group Ltd	8.p	-	6,319
Gam. Govt Loan Transfer(ITFC/ISDB)	8.q	816,706	-
		<b>1,687,840</b>	1,684,801
Less Provision:			
Loan to NAWEC		(896,018)	(896,018)
Loan to GCAA		(91,600)	(100,543)
Loan to GRTS		(46,950)	(46,950)
Loan to GGC		(153,424)	(112,714)
Loan to GAM GOVT		(299,050)	(299,050)
Loan to GAM GOVT.(POLICE BARRACKS)		(2,125)	(2,125)
		<b>198,674</b>	227,401

### 8.a Loan to Gamcel

The loan to Gamcel was a directive to the Corporation to give a loan to Gamcel to upgrade their Internet Facility.

### 8.b Loan to Gambia Government

These loans to the government of The Gambia represent partial calls on guarantee in respect of loans taken by Gamco, GRTS and others at Trust Bank Limited which the Corporation guaranteed. It also takes into account other loans taken by the Government. These guarantees and loans were based on Government directives received. There are no loan repayment schedules or agreements and the loans carry no interest. These loans have been fully provided for.

### 8.c GGC Loan Guarantee

The Corporation was given a directive to act as guarantor to GGC as collateral in the event of default in their loans. GGC defaulted and SSHFC had to settle the loan by liquidating investments (term deposits) and capture it as a loan to GGC. There are no loan repayment schedules or agreements and the loan carry no interest. The loan has been fully provided for.

#### **8.d Loans to NAWEC**

The loan to National Water and Electricity Company (NAWEC) represents an amount of D118million awarded during the last quarter of 2007 at an interest rate of 17% per annum and repayable over four years from December 2008.

#### **8.e Loan to GPA**

The loan to GPA represents an amount of D150million awarded in the second quarter of 2010 at an interest rate of 12% with a grace period of two years.

#### **8.f Loans to NAWEC – Generator BOT**

In October 2010, SSHFC and the Gambia Government signed an engineering Procurement Construction (EPC). An agreement for the installation, testing and commission of two existing HFO- fired generators at the Brikama Power Plant. There are no loan repayment schedules or agreements. These loans carry no interest.

#### **8.g Gambia Government Police Baracks**

The Gambia Government Police Baracks is expenditures incurred by the Corporation on behalf of the Government with regards to improvements at the Police Baracks. This was a directive from the Government and all expenditures have been grouped under the Government of The Gambia, Police Baracks. There are no loan repayment schedules or agreements and the loans carry no interest. These loans have been fully provided for.

#### **8.h Loans to NAWEC – ITFC**

The NAWEC – ITFC relates to loan repayments of NAWEC to the Islamic Trade Finance Corporation in which NAWEC did not meet up with repayment obligations. The Corporation had to step in to settle the repayments based on directives from the Government of The Gambia and now captured as a loan to NAWEC. There are no loan repayment schedules or agreements. These loans carry no interest.

#### **8.i Loan to Gambia Government – (LC John Deere)**

These loans are loans to The Gambia Government in which a directive was given for the Corporation to settle the LC with regard to the John Deere agricultural machinery ordered to boost the Agricultural Sector. There are no loan repayment schedules or agreements and the loans carry no interest. These loans have been fully provided for.

#### **8.j Loan to Gambia Government (OP)**

The loan to The Government of The Gambia represents an amount of D41.8million awarded in the first quarter of 2010. An additional amount of USD 1million was granted in March 2011, USD 0.2million and D6.4million were awarded in June 2011 and August 2011 respectively. There are no loan repayment schedules or agreements and the loans carry no interest. These loans have been fully provided for.

#### **8.k Loan to GRTS**

The loan to Gambia Radio and Television Services represents a guarantee SSHFC made in respect of a loan granted by Trust Bank Limited to GRTS. GRTS failed to meet their repayment obligations and the Bank debited SSHFC's account. SSHFC classified the amount as a loan to GRTS. There are no loan repayment schedules or agreements and the loans carry no interest. These loans have been fully provided for.

#### **8.l GGC Loan Guarantee**

The Corporation was given a directive to act as guarantor to GGC as collateral in the event of default in their loans. GGC defaulted and SSHFC had to settle the loan and capture it as a loan to GGC. There are no loan repayment schedules or agreements and the loans carry no interest. The loan has been fully provided for.

#### **8.m GCAA Fire Tenders & Ambulances**

These are loans to GCAA as per directives from the Government to finance the purchase of Fire Tenders & Ambulances for Banjul International Airport. There are no loan repayment schedules or agreements and the loans carry no interest. These loans have been fully provided for.

### 8.n Loans to Gam Food & Feed Industries (GFFI)

GFFI is a venture gone into by The Government of The Gambia to invest in Food and Feed Industry. This was expenditures on behalf of the Government based on directives issued with regard to the investment and to be re-paid to the Corporation. There are no loan repayment schedules or agreements and the loans carry no interest.

### 8.o NPF Loan to GTSC (2)

This is a loan to GTSC for the purchase of 25 new buses during the year. The loan is to be paid over 10 years at 12% interest on reducing balance basis.

### 8.q Gam. Govt Loan Transfer(ITFC/ISDB)

This loan relates to amounts previously owed by NAWEC and transferred to Gambia Government through a memorandum of understanding signed on July 16, 2020 at no interest for a period of five years commencing March 2021. Repayments are made every six months.

## 9. Other financial assets

Other financial assets include;

	Cost D.000	Interest accrued D.000	<b>31-Dec-20</b> <b>D.000</b>	31-Dec-19 D.000
Gambia Government Treasury Bills	236,134	16,376	<b>252,510</b>	35,296
Bank term deposits	813,229	28,327	<b>841,556</b>	720,388
Gambia Govt Bonds	251,032	9,048	<b>260,080</b>	231,583
	<u>1,300,395</u>	<u>58,253</u>	<u><b>1,354,146</b></u>	<u>987,267</u>

## 10. Analysis of the balances of cash as shown in the Statement of financial position

	<b>31-Dec-20</b> <b>D.000</b>	31-Dec-19 D.000	Changes in year D.000
Cash at bank	<b>97,474</b>	303,396	(205,922)
	<u><b>97,474</b></u>	<u>303,396</u>	<u>(205,922)</u>

## 11. Trade and other payables

	Notes	31-Dec-20 D.000	31-Dec-19 D.000
Sundry creditors		1,757	173
General suspense	11.a	4,794	16,634
Royalties		-	961
Interfund - FPS//HFF/IICF	11.b	396,885	271,168
		<b>403,436</b>	<b>288,937</b>

### 11.a General suspense

These are unidentified credits into the Corporations various bank accounts that await confirmation of source and purpose.

### 11.b Interfund - FPS//HFF/IICF

This represents outstanding balances between the NPF and the other funds.

## 12. Net contributions from members

	31-Dec-20 D.000	31-Dec-19 D.000
Contributions	361,068	204,215
Benefit and refunds	(133,637)	(97,771)
	<b>227,431</b>	<b>106,444</b>

## 13. Interest on Members' Fund

This represents amounts credited to Members of the Provident Fund based on the performance of the fund. An interest of 2.09% was credited to the members' accounts for the year ended 31st December 2020. The performance of the fund is arrived at by calculating the average return on members' fund, less the cost of running the fund.

## Report of the Independent Auditors – Housing Finance Fund

### To the members of Social Security and Housing Finance Corporation- Housing Finance Fund

#### Opinion

We have audited the financial statements of Social Security and Housing Finance Corporation’s Housing Finance Fund, which comprise the statement of financial position as at 31st December 2020, and the statement of profit or loss and other comprehensive income, statement of changes in equity and statement of cash flows for the year then ended, and notes to the financial statements, including a summary of significant accounting policies.

In our opinion, the financial statements present fairly, in all material respects, the financial position of the Corporation as at 31st December 2020, and its financial performance and cash flows for the year then ended in accordance with Generally Accepted Accounting Principles and have been properly prepared in accordance with the requirements of the Social Security and Housing Finance Corporation Act 2015.

#### Basis for Opinion

We conducted our audit in accordance with International Standards on Auditing (ISAs). Our responsibilities under those standards are further described in the Auditor’s Responsibilities for the Audit of the Financial Statements section of our report. We are independent of the Corporation in accordance with the requirements of the International Federation of Accountants Code of Ethics for Professional Accountants (IFAC Code) and we have fulfilled our other ethical responsibilities in accordance with IFAC Code. We believe that the audit evidence we have obtained is sufficient and appropriate to provide a basis for our opinion.

#### Other Information

The Directors are responsible for the other information. The other information comprises the Directors’ Report as required by the Social Security and Housing Finance Corporation Act 2015. The other information does not include the financial statements and our auditor’s report thereon.

Our opinion on the financial statements does not cover the other information and we do not express an audit opinion or any form of assurance conclusion thereon.

In connection with our audit of the financial statements, our responsibility is to read the other information and, in doing so, consider whether the other information is materially inconsistent with the financial statements or our knowledge obtained in the audit, or otherwise appears to be materially misstated.

## **Report of the Independent Auditors (Continued) – Housing Finance Fund**

If, based on the work we have performed, we conclude that there is a material misstatement of this other information, we are required to report that fact. We have nothing to report in this regard.

### **Responsibilities of the Directors for the Financial Statements**

The Directors are responsible for the preparation and fair presentation of the financial statements in accordance with Generally Accepted Accounting Principles and the requirements of the Social Security and Housing Finance Corporation Act 2015 and for such internal control as the Directors determine is necessary to enable the preparation of financial statements that are free from material misstatement, whether due to fraud or error.

In preparing the financial statements, the Directors are responsible for assessing the Corporation's ability to continue as a going concern, disclosing, as applicable, matters related to going concern and using the going concern basis of accounting unless the Directors either intend to liquidate the Corporation or to cease operations, or have no realistic alternative but to do so.

### **Auditor's Responsibilities for the Audit of the Financial Statements**

Our objectives are to obtain reasonable assurance about whether the financial statements as a whole are free from material misstatement, whether due to fraud or error, and to issue an auditor's report that includes our opinion. Reasonable assurance is a high level of assurance but not a guarantee that an audit conducted in accordance with ISAs will always detect a material misstatement when it exists. Misstatements can arise from fraud or error and are considered material if, individually or in the aggregate, they could reasonably be expected to influence the economic decisions of users taken on the basis of these financial statements.

As part of an audit in accordance with ISAs, we exercise professional judgment and maintain professional scepticism throughout the audit. We also:

Identify and assess the risks of material misstatement of the financial statements, whether due to fraud or error, design and perform audit procedures responsive to those risks, and obtain audit evidence that is sufficient and appropriate to provide a basis for our opinion. The risk of not detecting a material misstatement resulting from fraud is higher than for one resulting from error, as fraud may involve collusion, forgery, intentional omissions, misrepresentations, or the override of internal control.

Obtain an understanding of internal control relevant to the audit in order to design audit procedures that are appropriate in the circumstances, but not for the purpose of expressing an opinion on the effectiveness of the Corporation's internal control.

Evaluate the appropriateness of accounting policies used and the reasonableness of accounting estimates and related disclosures made by the Directors.

Conclude on the appropriateness of the Directors' use of the going concern basis of accounting and based on the audit evidence obtained, whether a material uncertainty exists related to events or conditions that may cast significant doubt on the Corporation's ability to continue as a going concern.



## Report of the Independent Auditors (Continued) – Housing Finance Fund

If we conclude that a material uncertainty exists, we are required to draw attention in our auditor's report to the related disclosures in the financial statements or, if such disclosures are inadequate, to modify our opinion. Our conclusions are based on the audit evidence obtained up to the date of our auditor's report. However, future events or conditions may cause the Corporation to cease to continue as a going concern.

Evaluate the overall presentation, structure and content of the financial statements, including the disclosures, and whether the financial statements represent the underlying transactions and events in a manner that achieves fair presentation.

We communicate with the Directors regarding, among other matters, the planned scope and timing of the audit and significant audit findings, including any significant deficiencies in internal control that we identify during our audit.

*DT Associates*

### **DT Associates**

Chartered Accountants  
Registered Auditors  
Aji Penda Sankareh  
Partner

Date *12 May* .....2022

# Income statement - Housing Finance Fund

for the year ended 31 December 2020  
(In thousands of the Gambian Dalasi)

	Notes	<b>31-Dec-20</b> D.000	31-Dec-19 D.000
<b>Income</b>			
Project Income	2	<b>66,569</b>	8,069
Investment income	4	<b>7,920</b>	9,341
Other income	5	<b>9,428</b>	12,744
		<hr/>	
Net project cost		<b>83,917</b>	30,154
Project cost	3	<b>(1,168)</b>	(6,867)
General & administrative expenses	6	<b>(45,232)</b>	(57,166)
Impairment of Investment Properties	7g	<b>(15,000)</b>	-
		<hr/>	
Total expenditure		<b>(61,400)</b>	(64,033)
		<hr/>	
Surplus/(Deficit) for the year		<b>22,517</b>	(33,879)
		<hr/> <hr/>	

The notes form part of these financial statements.

# Statement of Financial Position - Housing Finance Fund

as at 31st December 2020  
(In thousands of Gambian Dalasi)

<b>Assets</b>	Notes	<b>31-Dec-20 D.000</b>	31-Dec-19 D.000
<b>Non - current assets</b>			
Property, plant and equipment	9	<b>914</b>	860
Equity investments	8	<b>42,927</b>	42,927
Investment properties	7	<b>136,632</b>	156,254
Mortgages	10	<b>121,810</b>	136,030
<b>Total non - current assets</b>		<b>302,283</b>	336,071
Trade and other receivables	12	<b>159,714</b>	110,115
Other financial assets	13	<b>90,364</b>	83,832
Mortgages	10	<b>47,846</b>	62,168
Project work in progress	11	<b>2,962</b>	2,962
Cash at bank and in hand	15	<b>62,846</b>	9,963
<b>Total assets</b>		<b>666,015</b>	605,111
<b>Equity and liabilities</b>			
<b>Capital and reserves</b>			
Revaluation reserves		<b>82,682</b>	81,618
Accumulated reserves		<b>239,649</b>	217,132
<b>Total equity</b>		<b>322,331</b>	298,750
<b>Current liabilities</b>			
Trade and other payables	14	<b>343,684</b>	306,361
<b>Total liabilities</b>		<b>343,684</b>	306,361
<b>Total equity and liabilities</b>		<b>666,015</b>	605,111

These financial statements were approved by the Board of Directors on 12th May 2021 and were signed on its behalf by:

Oreme Joller

Board Chairperson

Abdoulie Tamberdou

Managing Director

The notes form part of these financial statements.

# Statement of changes in members' fund and reserves – Housing Finance Fund

for the year ended 31 December 2020  
(In thousands of Gambian Dalasi)

	Accumulated Reserve D.000	Revaluation Reserve D.000	<b>Total D.000</b>
Balance as at 1st January 2019	251,011	13,417	264,428
			-
Deficit for the year	(33,879)	-	(33,879)
Revaluation		68,201	68,201
			<hr/>
Balance as at 31 December 2019	217,132	81,618	298,750
			<hr/>
Balance as at 1st January 2020	217,132	81,618	<b>298,750</b>
Surplus for the year	22,517	-	<b>22,517</b>
Revaluation		1,064	<b>1,064</b>
			<hr/>
<b>Balance as at 31 December 2020</b>	<b>239,649</b>	<b>82,682</b>	<b>322,331</b>
			<hr/>

The notes form part of these financial statements.

# Statement of cash flow - Housing Finance Fund

for the year ended 31 December 2020  
(In thousands of Gambian Dalasi)

	Notes	31-Dec-20 D.000	31-Dec-19 D.000
Operating profit		22,517	(33,879)
Depreciation		3,604	178
Impairment on Investment		15,000	-
Profit on sales of Fixed Assets		(678)	-
		<b>40,443</b>	(33,701)
<b>Movements in working capital</b>			
Changes in trade and other receivables		(49,599)	(6,454)
Changes in trade and other payables		37,323	(23,411)
Changes in current mortgages		14,322	2,884
		<b>2,046</b>	(26,981)
Net Cashflow from Operating Activities		<b>42,489</b>	(60,682)
<b>Cash flows from investing activities</b>			
Purchase of tangible fixed assets		(273)	(99)
Changes in financial assets		(6,532)	2,776
Changes in investment properties		(1,938)	(4,169)
Changes in mortgages		14,220	18,587
Proceed from the sale of Fixed Assets		4,517	-
Net cash generated/(used) in investing activities		<b>9,994</b>	17,096
<b>Cash flows from financing activities</b>			
Net cash from financing activities		-	-
Net increase/(decrease) in cash and cash equivalents	15	<b>52,483</b>	(43,586)
Cash and cash equivalents at the beginning of the financial year		<b>9,963</b>	53,549
Cash and cash equivalents at the end of the financial year		<b>62,446</b>	9,963

The notes form part of these financial statements.

# Notes (forming part of the financial statement) – Housing Finance

## 1. Accounting policies

The following accounting policies have been applied in dealing with items which are material in the relation to the National Provident financial statements.

### 1.1 Basis of accounting

The financial statements have been prepared under the historic cost convention and modified by the revaluation of certain assets and in accordance with Generally Accepted Accounting Principles and the SSHFC ACT 2015.

### 1.2 Property, plant and equipment

Property, plant and equipment are depreciated by instalments over their estimated useful lives. The instalments are calculated to reduce the assets to their residual values at the end of the depreciation period. Motor vehicle, Electricity generator and Head Office Building are depreciated using the straight line method. The rest are charged using reducing method. The following depreciation rates are used and are applied consistently:

Asset category	Rate (per annum)
Mainframe computer	25%
Electricity generator	10%
Head office building	1%
Office equipment	20%
Office furniture and fixtures	10%
Motor vehicles	33 1/3 %
Office bicycle	33 1/3 %

Fixed assets purchased by the Federated Pension Fund is fully capitalized and depreciated over their economic life in the Federated Pension Fund accounts. The depreciation charges in respect of these assets are apportioned to other funds in the ratio of 29:36:31:4 to Federated Fund, National Provident Fund, Housing Finance Fund and Injuries Compensation Fund respectively. These apportioned depreciations are shown as a Pension Fund re-charge in the financial statements

### 1.3 Investments

Investments held by the Corporation at the Balance sheet date are valued as follows:

#### a) Current asset investment

Where it is the intention of the Corporation to hold investments to maturity, they are valued at cost. No account is taken of market value whether higher or lower than cost except for Treasury Bills and Discount Notes which are stated at cost plus accrued interest.

#### b) Investment properties

Investment properties are stated at their revalue amounts.

### c) Equity investment

Equity investments are stated at cost.

### 1.4 Investment income

Investment income is accounted for on an accruals basis.

### 1.5 Allocation of expenditure

Each fund is charged with expenditure which specifically relates to it. Other recurrent expenditure initially borne by the Federated Pension Fund is apportioned in the ratio 31:29:36:04 to Housing Finance Fund, Federated Pension Fund, National Provident and Industrial Injuries Compensation Fund respectively.

### 1.6 Foreign currencies

Foreign currency transactions are accounted for at the rate of exchange prevailing on the date the transaction took place. Monetary assets and liabilities denominated in foreign currencies at the Balance Sheet date are translated at the year-end rates and any differences arising are accounted for in the revenue account.

## 2. Project Income

Notes	31-Dec-20 D.000	31-Dec-19 D.000
Mortgage interest	5,668	4,613
Mortgage sales Tujereng	418	-
Outright sales Brikama	420	-
Outright sales Tujereng	947	550
Outright sales Jabang	1,582	706
Outright sales Bru 2	50,934	600
Sale of commercial plots Brikama Jamisa	6,600	1,600
	<b>66,569</b>	<b>8,069</b>

## 3. Project cost

	31-Dec-20 D.000	31-Dec-19 D.000
HFF Research & Dev Cost	-	6,087
Miscellaneous expenses	265	780
HFF land compensation/purchase	903	-
	<b>1,168</b>	<b>6,867</b>

#### 4. Investment income

	<b>31-Dec-20</b> <b>D.000</b>	31-Dec-19 D.000
Income on Gambia Government T/bills	<b>1,198</b>	3,030
Bank deposit interest	<b>4,277</b>	2,323
Dividend income	<b>165</b>	132
Income on Govt bonds	<b>2,280</b>	3,856
	<hr/> <b>7,920</b> <hr/>	<hr/> 9,341 <hr/>

#### 5. Other income

	Notes	<b>31-Dec-20</b> <b>D.000</b>	31-Dec-19 D.000
Rental income Kanifing		<b>17</b>	189
Rental income Bru1/Ext		<b>840</b>	773
Exchange Gain	5.a	<b>1</b>	5
Miscellaneous income		<b>6,779</b>	182
HFF Contract (TBMC)		-	8,739
Rental income guest house		<b>618</b>	1,517
RENTAL INCOME: JANJANBUREH GUEST HOUSES		<b>170</b>	840
RENTAL INCOME: MANSA KONKO GUEST HOUSES		<b>245</b>	495
RENTAL INCOME: KEREWAN GUEST HOUSES		-	4
Rental Income-Tujereng		<b>80</b>	-
Surplus on sales of fixed asset		<b>678</b>	-
		<hr/> <b>9,428</b> <hr/>	<hr/> 12,744 <hr/>

##### 5.a Miscellaneous Income

These are amounts previously recognized as royalties owed to GRA now reversed through the profit and loss since the Corporation is not bound to pay royalties.

#### 6. General & Administrative expenses

	<b>31-Dec-20</b> <b>D.000</b>	31-Dec-19 D.000
Staff cost	<b>28,066</b>	19,724
Administrative expenses	<b>13,235</b>	35,016
Depreciation	<b>3,604</b>	2,180
Audit fees	<b>327</b>	246
	<hr/> <b>45,252</b> <hr/>	<hr/> 57,166 <hr/>



## 7. Investment properties

	Notes	31-Dec-20 D.000	31-Dec-19 D.000
Bakoteh Housing estate	7.a	<b>15,360</b>	15,360
Kanifing Market	7.b	<b>14,110</b>	14,110
Kanifing school	7.b	<b>23,850</b>	23,850
	7.c		
Basse investment properties		<b>12,288</b>	110,350
Mansakonko investment property	7.c	<b>8,705</b>	8,705
Janjanbureh investment property	7.c	<b>5,315</b>	5,315
Apartment Building- Bru 2	7.d	<b>12,630</b>	12,630
Tujereng sample house	7.e	<b>5,935</b>	9,365
Land purchase Lamin Mamkumbaya	7.f	<b>30,000</b>	30,000
Land purchase Kanifing industrial area	7.g	<b>15,000</b>	15,000
	7.h		
HFF BRUSUBI(2) SAMPLE HOUSE		<b>8,439</b>	11,569
Less provision for Impaired Kanifing Industrial Investment Property		<b>(15,000)</b>	-
		<b>136,632</b>	156,254

### 7.a Bakoteh Market

The Bakoteh market investment property was recognized initially in 1985 at cost, after initial recognised the properties were measured and carried at fair value. However the last revaluation was in 2019.

### 7.b Kanifing Market /school

The kanifing (market/school) investment properties were initially recognized in 1995 at cost. After initially recognition the properties were measured and carried at fair value. However, the last revaluation was in 2019.

### 7.c Basse , Mansakonko and Janjangburreh Guest House

The Basse , Mansakonko and Janjangbureh Guest house investment properties were handed over by the Gambia government to SSHFC to manage . These properties were revalued in 2019 and are measured and carried at fair value now.

### 7.d Brusubi Apartment Building PH1 & 2

This investment properties were initially recognized in 2009, measured and carried at cost ever since. However, they were revalued in 2019 and now measured and carried at fair value.

### 7.e Tujereng Sample House

This investment was initially recognized in 2015 at cost. However, the properties were revalued in 2019 and are now measured and carried at fair value. However, one of these properties have been disposed in 2020.

### 7.f Lamin Makumbaya

This investment property represents 300 plots purchase from Mam Sait in 2009. The property was initially recognized at cost. However the property is yet to be revalued.

### 7.g Kanifing Industrial Area

This investment property was initially recognized in 2009 at cost. This property was an offer from Gambia government to purchase the land. Due to serious encroachment by Government the land is deemed irrecoverable hence impaired

### 7.h HFF Brusbi (2) Sample houses

As part of its Research and Development (R&D) for affordable and sustainable housing. SSHFC in December 2016 agreed with Light Steel Home Limited Company to construct two sample houses. During the year, one of the houses was sold and the other carried at its revalued amount of 2019

## 8. Equity investment

	Notes	31-Dec-20 D.000	31-Dec-19 D.000
Home Finance Company	8.a	14,520	14,520
Standard Chartered Bank	8.b	27,396	27,396
Gambia Transport Service Corporation	8.c	1,011	1,011
		<hr/> <b>42,927</b>	<hr/> 42,927

### 8.a Home Finance

Housing Finance Fund owns 40 Percent Investment in Home Finance Investment representing 1,452,000 numbers of Shares.

### 8.b Standard Chartered Bank

SCB is the Corporation's share in Standard Chartered Bank (G) LTD. The Investment is stated at market value and constitutes 32,965,133 number of shares representing 16.33% of SCB shares. HFF owns 3,759,648 number of shares.

### 8.c Gambia Transport Service Corporation

This was wholly acquired by the Corporation in 2013. Currently the company serves as the national transport operator in The Gambia and part of the Sub Region.

## 9. Property, plant and equipment

	Land	Motor Vehicles	Motor Cycles	Computers	Fixtures & Fittings	Office Equipment	<b>Total</b>
	<b>D.000</b>	<b>D.000</b>	<b>D.000</b>	<b>D.000</b>	<b>D.000</b>	<b>D.000</b>	<b>D.000</b>
<b>Cost</b>							
At 1 January 2020		3,085	433	2,788	892	787	<b>7,985</b>
Additions		-	-	-	263	10	<b>273</b>
Transfers		-	-	-	-	-	<b>-</b>
Disposal		(990)	-	-	(54)	-	<b>(1,044)</b>
<b>At 31 December 2020</b>	<b>-</b>	<b>2,095</b>	<b>433</b>	<b>2,788</b>	<b>1,101</b>	<b>797</b>	<b>7,214</b>
<b>Depreciation</b>							
At 1 January 2020		3,012	300	2,788	521	504	<b>7,125</b>
Charge for the year		23	44	-	44	56	<b>167</b>
Disposal		(984)	-	-	(8)	-	<b>(992)</b>
<b>At 31 December 2020</b>	<b>-</b>	<b>2,051</b>	<b>344</b>	<b>2,788</b>	<b>557</b>	<b>560</b>	<b>6,300</b>
<b>Net book values</b>							
<b>At 31 December 2020</b>	<b>-</b>	<b>44</b>	<b>89</b>	<b>-</b>	<b>544</b>	<b>237</b>	<b>914</b>
At 31 December 2019	-	73	133	-	371	283	860

## 10.a Mortgages

	<b>31-Dec-20</b>	31-Dec-19
	<b>D.000</b>	D.000
<b>Long term mortgage debtors</b>		
Mortgage debtors Bakoteh Housing Estate	<b>36</b>	36
Mortgage debtors Kanifing	<b>5,120</b>	5,120
Mortgage debtors Brusubi	<b>25,578</b>	25,578
Mortgage debtors Tujereng Housing Estate	<b>9,356</b>	23,576
Mortgage debtors Jabang Housing Estate	<b>353</b>	353
Mortgage debtors Bru1/Ext	<b>77,268</b>	77,268
Mortgage debtors Brikama/ Jamisa	<b>4,099</b>	4,099
	<b>121,810</b>	136,030
<b>Current mortgage debtors</b>		
Bakoteh mortgage debtors	<b>21</b>	36
Kanifing mortgage debtors	<b>1,164</b>	1,611
Brusubi mortgage debtors	<b>19,602</b>	24,161
Tujereng mortgage debtors	<b>1,332</b>	11,641
Jabang mortgage debtors	<b>2,094</b>	5,408
Brikama Jamisa mortgage debtors	<b>5,245</b>	4,389
Brusubi phase 1 Ext mortgage debtors	<b>24,316</b>	20,850
	<b>53,774</b>	68,096
<b>Less provisions for bad and doubtful debt</b>		
Bakoteh mortgage debtors	<b>(62)</b>	(62)
Kanifing mortgage debtors	<b>(3,559)</b>	(3,559)
phase 1/ Ext mortgage debtors	<b>(2,307)</b>	(2,307)
	<b>47,846</b>	62,168

## 11. Project work-in – progress

	Notes	<b>31-Dec-20</b>	31-Dec-19
		<b>D.000</b>	D.000
HFF WORK-IN-PROG INFRAST. COST Jabang	11.a	<b>2,962</b>	2,962
		<b>2,962</b>	2,962

### 11.a HFF WORK-IN-PROG INFRAST. COST Jabang

The Infrastructure Cost relates to road construction work in Jabang Housing Project.

## 12. Other receivables

	Notes	31-Dec-20 D.000	31-Dec-19 D.000
HFF INFRAST. COST KANILAI	12.a	34,943	34,943
DEFERRED COST COMPT. HOUSE KANILAI	12.b	66,532	66,532
MISCELLANEOUS SUNDRY DEBTORS	12.c	2,099	2,185
Income receivable-Brusuibi phase 2 sale of plot		27,456	-
Income receivable-Brikama Jamisa Sale of com		2,640	-
General Suspense		5	-
Interest Suspense		26,039	6,455
		<b>159,714</b>	<b>110,115</b>

### 12.a HFF INFRAST. COST KANILAI

The infrastructure cost relates to water, electricity and road construction in respect of Kanilai Housing Project. Government is been engaged to take over the asset as part of the land exchange against liabilities owed by Government to the SSHFC.

### 12.b DEFERRED COST COMPT. HOUSE KANILAI

The deferred cost relates to the construction of 25 completed housing units in respect of Kanilai Housing Project.

### 12.c MISCELLANEOUS SUNDRY DEBTORS

This represent land rents paid to Gambia Government through the Department of Lands and Surveys in respect of Tujereng, Jabang, Brikama Jamisa Housing Projects now being recovered from the respective project customers through the legal fee charges.

## 13. Other financial assets

Other financial assets include:	Cost D.000	Accrued interest D.000	31-Dec-20 D.000	31-Dec-19 D.000
Gambia Government treasury bills	-	-	-	28,986
Bank term deposit	65,600	4,141	69,741	23,685
Investment in Bonds	20,478	145	20,623	31,161
	86,078	4,286	90,364	83,832

#### 14. Trade and other payables

	Notes	31-Dec-20 D.000	31-Dec-19 D.000
HFF contract creditor		-	5,442
Sundry creditors	14.a	4,963	6,085
HFF client legal fees payable		290	67
Royalties		-	6,443
deferred income		2,815	2,815
General Suspense		-	114
Inter fund account	14.b	307,419	257,150
Dept. of Lands & Survey	14.c	23,359	23,359
Advance payt. toward mortgage	14.d	4,838	4,886
		<b>343,684</b>	<b>306,361</b>

#### 14.a Sundry creditors

This represents unclaimed refunds to customers in respect of overpaid mortgages and repossessed plots.

#### 14.b Inter fund account

This includes recurrent expenses apportioned from FPS to HFF and a loan from the then FIBank settled on behalf of HFF by NPF.

#### 14.c Department of Lands and Survey

This represents unsettled land rents in respect of the various housing projects from 2006 to 2019.

#### 14.d Advance payments towards mortgages

This represents payments in respect of wrongful allocations pending refund or reallocation.

#### 15. Analysis of the balances of cash as shown on the statement of financial position

	31-Dec-20 D.000	31-Dec-19 D.000	Changes in year D.000
Cash at bank	62,846	9,963	52,883
	<b>62,846</b>	<b>9,963</b>	<b>52,883</b>

## Report of the Independent Auditors Injuries -Compensation Fund

### To the members of Social Security and Housing Finance Corporation- Injury Compensation Fund

#### Opinion

We have audited the financial statements of Social Security and Housing Finance Corporation's Injury Compensation Fund, which comprise the statement of financial position as at 31st December 2020, and the statement of profit or loss and other comprehensive income, statement of changes in equity and statement of cash flows for the year then ended, and notes to the financial statements, including a summary of significant accounting policies.

In our opinion, the financial statements present fairly, in all material respects, the financial position of the Corporation as at 31st December 2020, and its financial performance and cash flows for the year then ended in accordance with Generally Accepted Accounting Principles and have been properly prepared in accordance with the requirements of the Social Security and Housing Finance Corporation Act 2015.

#### Basis for Opinion

We conducted our audit in accordance with International Standards on Auditing (ISAs). Our responsibilities under those standards are further described in the Auditor's Responsibilities for the Audit of the Financial Statements section of our report. We are independent of the Corporation in accordance with the requirements of the International Federation of Accountants Code of Ethics for Professional Accountants (IFAC Code) and we have fulfilled our other ethical responsibilities in accordance with IFAC Code. We believe that the audit evidence we have obtained is sufficient and appropriate to provide a basis for our opinion.

#### Other Information

The Directors are responsible for the other information. The other information comprises the Directors' Report as required by the Social Security and Housing Finance Corporation Act 2015. The other information does not include the financial statements and our auditor's report thereon.

Our opinion on the financial statements does not cover the other information and we do not express an audit opinion or any form of assurance conclusion thereon.

In connection with our audit of the financial statements, our responsibility is to read the other information and, in doing so, consider whether the other information is materially inconsistent with the financial statements or our knowledge obtained in the audit, or otherwise appears to be materially misstated.

## **Report of the Independent Auditors (Continued) - Injuries Compensation Fund**

If, based on the work we have performed, we conclude that there is a material misstatement of this other information, we are required to report that fact. We have nothing to report in this regard.

### **Responsibilities of the Directors for the Financial Statements**

The Directors are responsible for the preparation and fair presentation of the financial statements in accordance with Generally Accepted Accounting Principles and the requirements of the Social Security and Housing Finance Corporation Act 2015 and for such internal control as the Directors determine is necessary to enable the preparation of financial statements that are free from material misstatement, whether due to fraud or error.

In preparing the financial statements, the Directors are responsible for assessing the Corporation's ability to continue as a going concern, disclosing, as applicable, matters related to going concern and using the going concern basis of accounting unless the Directors either intend to liquidate the Corporation or to cease operations, or have no realistic alternative but to do so.

### **Auditor's Responsibilities for the Audit of the Financial Statements**

Our objectives are to obtain reasonable assurance about whether the financial statements as a whole are free from material misstatement, whether due to fraud or error, and to issue an auditor's report that includes our opinion. Reasonable assurance is a high level of assurance but not a guarantee that an audit conducted in accordance with ISAs will always detect a material misstatement when it exists. Misstatements can arise from fraud or error and are considered material if, individually or in the aggregate, they could reasonably be expected to influence the economic decisions of users taken on the basis of these financial statements.

As part of an audit in accordance with ISAs, we exercise professional judgment and maintain professional scepticism throughout the audit. We also:

Identify and assess the risks of material misstatement of the financial statements, whether due to fraud or error, design and perform audit procedures responsive to those risks, and obtain audit evidence that is sufficient and appropriate to provide a basis for our opinion. The risk of not detecting a material misstatement resulting from fraud is higher than for one resulting from error, as fraud may involve collusion, forgery, intentional omissions, misrepresentations, or the override of internal control.

Obtain an understanding of internal control relevant to the audit in order to design audit procedures that are appropriate in the circumstances, but not for the purpose of expressing an opinion on the effectiveness of the Corporation's internal control.

Evaluate the appropriateness of accounting policies used and the reasonableness of accounting estimates and related disclosures made by the Directors.

Conclude on the appropriateness of the Directors' use of the going concern basis of accounting and based on the audit evidence obtained, whether a material uncertainty exists related to events or conditions that may cast significant doubt on the Corporation's ability to continue as a going concern.



## Report of the Independent Auditors (Continued) - Injuries Compensation Fund

If we conclude that a material uncertainty exists, we are required to draw attention in our auditor's report to the related disclosures in the financial statements or, if such disclosures are inadequate, to modify our opinion. Our conclusions are based on the audit evidence obtained up to the date of our auditor's report. However, future events or conditions may cause the Corporation to cease to continue as a going concern.

Evaluate the overall presentation, structure and content of the financial statements, including the disclosures, and whether the financial statements represent the underlying transactions and events in a manner that achieves fair presentation.

We communicate with the Directors regarding, among other matters, the planned scope and timing of the audit and significant audit findings, including any significant deficiencies in internal control that we identify during our audit.

*DT Associates*

### **DT Associates**

Chartered Accountants  
Registered Auditors  
Aji Penda Sankareh  
Partner

Date *12 May* .....2022

# Income statement - Industrial Injuries Compensation Fund

for the year ended 31st December 2020  
(In thousands of Gambian Dalasi)

	Notes	31-Dec-20 D.000	31-Dec-19 D.000
<b>Income</b>			
Investment income	2	<b>17,178</b>	23,871
Other Income	3	<b>569</b>	43
<b>Total income</b>		<b>17,747</b>	23,914
<b>Expenditure</b>			
General and administrative expenses	4	<b>6,659</b>	17,086
<b>Total expenditure</b>		<b>(6,659)</b>	(17,086)
<b>Surplus for the year</b>		<b>11,088</b>	6,828


The notes form part of these financial statements.

# Statement of Financial Position - Industrial Injuries Compensation Fund


as at 31 December 2020  
(In thousands of Gambian Dalasi)

	Notes	31-Dec-20 D.000	31-Dec-19 D.000
<b>Non - current assets</b>			
Investment Properties	5	2,085	2,085
Equity investments	6	58,221	58,221
		<b>60,306</b>	60,306
<b>Current assets</b>			
Other financial assets	8	108,090	182,813
Trade and other receivables	9	137,209	71,095
Cash at bank and in hand	11	25,188	6,192
		<b>270,487</b>	260,099
<b>Total current assets</b>		<b>270,487</b>	260,099
<b>Total assets</b>		<b>330,793</b>	320,405
<b>Equity and liabilities</b>			
Members' fund		315,459	286,306
Revenue reserve		1,150	166
Revaluation reserve		12,421	12,421
		<b>329,030</b>	298,891
<b>Total equity</b>		<b>329,030</b>	298,891
<b>Current liabilities</b>			
Trade and other payables	10	1,763	21,514
		<b>330,793</b>	320,405
<b>Total equity and liabilities</b>		<b>330,793</b>	320,405

These financial statements were approved by the Board of Directors on 12th May 2021 and were signed on its behalf by:

  
Orenge Joiner

Board Chairperson

  
Abdoulie Tamedou

Managing Director

The notes form part of these financial statements.

# Statement of changes in members' fund and reserves – Injuries Compensation Fund

for the year ended 31 December 2020  
(In thousands of Gambian Dalasi)

	Members Fund D.000	Revenue Reserve D.000	Revaluation Reserve	<b>Total D.000</b>
Balance as at 1st January 2019	279,760	98		<b>279,858</b>
<hr/>				
Restated Opening Balance	279,760	98		<b>279,858</b>
Opening balance difference	-	-		-
Contributions less benefits	(282)	-		<b>(282)</b>
Penalty contribution		68		<b>68</b>
Surplus for the year	6,827	-		<b>6,827</b>
Revaluation			12,421	<b>12,421</b>
<hr/>				
Balance as at 31 December 2019	<u>286,305</u>	<u>166</u>	12,421	<b>298,892</b>
<hr/>				
Balance as at 1st January 2020	286,305	166	12,421	<b>298,892</b>
Penalty payment	-	984	-	<b>983</b>
Contributions less benefits	18,066	-	-	<b>18,066</b>
Surplus for the year	11,088	-	-	<b>11,088</b>
<hr/>				
<b>Balance as at 31 December 2020</b>	<b><u>315,459</u></b>	<b><u>1,150</u></b>	<b>12,421</b>	<b>329,029</b>

The notes form part of these financial statements.

# Statement of cash flow - Industrial injuries Compensation fund

for the year ended 31st December 2020  
(In thousands of Gambian Dalasi)

	Notes	<b>31-Dec-19 D.000</b>	31-Dec-18 D.000
Surplus for the year		<b>11,088</b>	6,827
Net contributions from members	12	<b>18,066</b>	(282)
Penalty contribution		<b>984</b>	68
		<b>30,138</b>	6,613
<b>Movements in working capital</b>			
Increase in trade and other receivables		<b>(66,114)</b>	(16,477)
Increase in trade and other payables		<b>(19,751)</b>	(45,607)
		<b>(85,865)</b>	(62,085)
<b>Cash generated from operations</b>		<b>(55,727)</b>	(55,472)
<b>Cash flows from investing activities</b>			
Changes in financial assets		<b>74,723</b>	36,801
<b>Net cash used in investing activities</b>		<b>74,723</b>	36,801
Net increase in cash and cash equivalents	11	<b>18,996</b>	(18,871)
Cash and cash equivalents at the beginning of the financial year		<b>6,192</b>	24,863
Cash and cash equivalents at the end of the financial year	11	<b>25,188</b>	6,192

The notes form part of these financial statements.

# Notes (forming part of the financial statement) – Industrial Injuries Compensation Fund

## 1. Accounting policies

The following accounting policies have been applied in dealing with items which are material in the relation to the National Provident financial statements.

### 1.1 Basis of accounting

The financial statements have been prepared under the historic cost convention and modified by the revaluation of certain assets and in accordance with Generally Accepted Accounting Principles and the SSHFC act 2015.

### 1.2 Property, plant and equipment

Fixed assets purchased by the Federated Pension Fund is fully capitalized and depreciated over their economic life in the Federated Pension Fund accounts. The depreciation charges in respect of these assets are apportioned to other funds in the ratio of 29:36:31:4 to Federated Fund, National Provident Fund, Housing Finance Fund and Injuries Compensation Fund respectively. These apportioned depreciations are shown as a Pension Fund re-charge in the financial statements

### 1.3 Investments

Where it is the intention of the Corporation to hold investments to maturity, they are valued at cost. No account is taken of the market value whether higher or lower than cost except for Treasury Bills and Discount Notes which are stated at cost plus accrued interest.

### 1.4 Investment income

Investment income is accounted for on an accruals basis.

### 1.5 Contributions

Contributions are accounted for on an accruals basis. No provision has been made for outstanding contributions at the balance sheet.

Employees contribution is 1% of gross pay or D15.00 maximum payable by the employer.

### 1.6 Allocation of expenditure

Each fund is charged with expenditure which specifically relates to it. Other recurrent expenditure initially borne by the Federated Pension Fund is apportioned in the ratio 31:29:36:04 to Housing Finance Fund, Federated Pension Fund, National Provident and Industrial Injuries Compensation Fund respectively.

### 1.7 Benefits paid

Benefits paid represent all benefit claims paid during the year. This includes payment of Survivor Benefit in the case of death or injury through workplace accident, monthly pension or lumpsum payments.

### 1.8 Foreign currencies

Foreign currency transactions are accounted for at the rate of exchange prevailing on the date the transaction took place. Monetary assets and liabilities denominated in foreign currencies at the Balance Sheet date are translated at the year-end rates and any differences arising are accounted for in the revenue account.

## 2. Investment income

	<b>31-Dec-20</b> <b>D.000</b>	31-Dec-19 D.000
Gambia Government Treasury bills	<b>3,001</b>	1,512
Income on term deposit	<b>4,803</b>	13,610
Dividend income	<b>1,999</b>	2,730
Income on Gambia Govt Bonds	<b>7,192</b>	5,908
Rental income	<b>183</b>	111
	<hr/> <b>17,178</b> <hr/>	<hr/> 23,871 <hr/>

## 3. Other income

	<b>31-Dec-20</b> <b>D.000</b>	31-Dec-19 D.000
Miscellaneous income	<b>569</b>	43
	<hr/> <b>569</b> <hr/>	<hr/> 43 <hr/>

## 4. General administrative expenses

	<b>31-Dec-20</b> <b>D.000</b>	31-Dec-19 D.000
Staff cost	<b>4,248</b>	11,778
Administrative expenses	<b>1,926</b>	3,961
Depreciation	<b>443</b>	1,201
Audit	<b>42</b>	147
	<hr/> <b>6,659</b> <hr/>	<hr/> 17,087 <hr/>

## 5. Investment properties

	<b>Notes</b>	<b>31-Dec-20</b> <b>D.000</b>	31-Dec-19 D.000
Ocean Bay Hotel and Resort	<b>5.a</b>	<b>2,085</b>	2,085
		<hr/> <b>2,085</b> <hr/>	<hr/> 2,085 <hr/>

**5.a Ocean Bay Hotel and Resort** is 100% subsidiary of the Corporation. This investment is split between Federated Pension Fund, National Provident Fund and Industrial Injuries Compensation Fund.

## 6. Equity investment

	Notes	31-Dec-20 D.000	31-Dec-19 D.000
Gampetroleum	6.a	39,221	39,221
Gambia Transport Service Corporation	6.b	19,000	19,000
		<b>58,221</b>	58,221

**6.a 31% share holding in Gampetroleum** was purchased in 2008. 2.6% of this was funded from the Industrial Injury Compensation Fund.

**6.b The former Gambia Public Transportation Company (GPTC)** was wholly acquired by the Corporation in 2013 and renamed after Gambia Transport Service Corporation (GTSC).

## 7. Loans to member Institutions

	Notes	31-Dec-20 D.000	31-Dec-19 D.000
Gambia Civil Aviation Authority (GCAA)	7.a	35,250	35,250
Gambia Government (Office of The President)	7.b	15,000	15,000
GGC loan Guarantee	7.c	69,000	69,000
		<b>119,250</b>	119,250
Less:			
Provision Gambia Civil Aviation Authority (GCAA) loan		(35,250)	(35,250)
Provision Gambia Government (Office of The President)		(15,000)	(15,000)
Provision GGC loan Guarantee		(69,000)	(69,000)
		<b>-</b>	-

### 7.a Gambia Civil Aviation Authority (GCAA)

These are loans to GCAA as per directives from the Government to finance the purchase of Fire Tenders & Ambulances for Banjul International Airport. There are no loan repayment schedules or agreements. These loans carry no interest.

### 7.b Gambia Government (Office of The President)

These loans to the government of The Gambia represents partial calls o guarantee in respect of loans taken by GAMTEL, Gamco and GRTS at Trust Bank Limited which the Corporation guaranteed. It also takes into account other loans taken by the Government. These guarantees and loans were based on Government directives received. There are no loan repayment schedules or agreements. These loans carry no interest.



### 7.c GGC loan Guarantee

The Corporation was given a directive to act as guarantee to GGC as collateral in the event of default in their loans. GGC defaulted and SSHFC had to settle the loan and capture it as a loan to GGC. There are no loan repayment schedules or agreements. These loans carry no interest

### 8. Other financial assets

Other financial assets include:

	Cost D.000	Accrued interest D.000	31-Dec-20 D.000	31-Dec-19 D.000
Gambia Government treasury bills	35,500	3,348	<b>38,848</b>	-
Gambia Govt. Bonds	37,378	1,277	<b>38,655</b>	58,285
Bank term deposit	29,500	1,087	<b>30,587</b>	124,528
	<b>102,378</b>	<b>5,712</b>	<b>108,090</b>	<b>182,813</b>

### 9. Trade and other receivables

	31-Dec-20 D.000	31-Dec-19 D.000
Contribution receivable	<b>3,033</b>	<b>5,417</b>
Inter-fund current account NPF	<b>146,713</b>	<b>71,018</b>
Inter-fund loan- IICF/HFF	<b>2,353</b>	<b>2,353</b>
Income Receivables-Rental Income	<b>61</b>	<b>42</b>
Sundry receivables	<b>95</b>	<b>93</b>
General suspense	-	<b>7,218</b>
	<b>152,255</b>	<b>86,141</b>
less Provision for doubtful contributions	<b>(15,046)</b>	<b>(15,046)</b>
	<b>137,209</b>	<b>71,095</b>

### 10. Trade and other payables

	Notes	31-Dec-20 D.000	31-Dec-19 D.000
Unclaimed pension	10.a	<b>176</b>	152
Sundry creditors		-	1
Royalties payable		-	492
General Suspense Contribution Direct Transfer	10.b	<b>736</b>	482
General suspense		<b>1</b>	
Inter-fund current acc- NPF		<b>850</b>	20,387
		<b>1,763</b>	<b>21,514</b>

### 10.a Unclaimed pension

These are in respect of pensions paid but not collected by the pensioners as at December 31, 2020 as a result of which the Corporation was refunded by the various banks and Yonna Forex Bureau

### 10.b General Suspense Contribution Direct Transfer

These are direct credits into the Corporation's bank accounts by employers whose identities are yet to be established. The Corporation continues to review these credits for subsequent reallocations

### 11. Analysis of the balances of cash as shown on the Statement of financial position

	<b>31-Dec-20</b> <b>D.000</b>	31-Dec-19 D.000	<b>Changes</b> <b>in year</b> <b>D.000</b>
Cash at bank	<b>25,188</b>	6,192	<b>18,996</b>
	<hr/>		
	<b>25,188</b>	6,192	<b>18,996</b>

### 12. Net contributions from members

	<b>31-Dec-20</b> <b>D.000</b>	31-Dec-19 <b>D.000</b>
Contributions	<b>19,301</b>	783
Benefit and refunds	<b>(916)</b>	(437)
Periodic pension payments	<b>(319)</b>	(628)
	<hr/>	
	<b>18,066</b>	(282)

# Consolidated Revenue Account

for the year ended 31st December 2020  
(In thousands of Gambian Dalasi)

	<b>31-Dec-20</b> <b>D.000</b>	31-Dec-19 D.000
<b>Income</b>		
Investment income	<b>299,924</b>	267,814
Project income	<b>66,569</b>	8,069
Other income	<b>33,222</b>	37,176
	<hr/>	<hr/>
<b>Total income</b>	<b>399,715</b>	313,059
	<hr/>	<hr/>
<b>Expenditure</b>		
Project cost	<b>(1,168)</b>	(6,867)
General and administrative expenses	<b>(127,544)</b>	(164,205)
	<hr/>	<hr/>
<b>Total expenditure before impairment</b>	<b>(128,712)</b>	(171,072)
	<hr/>	<hr/>
<b>Surplus before impairment</b>	<b>271,003</b>	141,987
Provision for Bad debt	-	(1,203)
Interest on Members' Fund	<b>(84,826)</b>	-
	<hr/>	<hr/>
<b>Total impairment</b>	-	(1,203)
	<hr/>	<hr/>
	<hr/>	<hr/>
<b>Net new money available for investment</b>	<b>186,177</b>	140,784
	<hr/> <hr/>	<hr/> <hr/>

# Consolidated Balance Sheet

as at 31 December 2020

(In thousands of Gambian Dalasi)

	<b>31-Dec-20</b> <b>D.000</b>	31-Dec-19 D.000
<b>Non - current assets</b>		
Property, plant and equipment	<b>157,689</b>	165,471
Equity Investments	<b>1,713,906</b>	1,463,280
Investment properties	<b>1,245,467</b>	1,265,089
Mortgages	<b>121,810</b>	136,030
	<hr/> <b>3,238,872</b>	<hr/> 3,029,870
<b>Current assets</b>		
Trade and other receivables	<b>1,093,375</b>	843,685
Loans to member institutions	<b>212,466</b>	241,193
Other financial assets	<b>2,102,089</b>	1,738,371
Mortgages	<b>47,846</b>	62,168
Project work in progress	<b>2,962</b>	2,962
Cash at bank and in hand	<b>295,096</b>	331,889
	<hr/> <b>3,753,834</b>	<hr/> 3,220,266
<b>Total current assets</b>	<b>3,753,834</b>	3,220,266
<b>Total assets</b>	<hr/> <b>6,992,706</b>	<hr/> 6,250,136
<b>Equity and liabilities</b>		
<b>Capital and Reserves</b>		
Members' Fund	<b>6,258,564</b>	5,995,241
Revenue Reserve	<b>19,524</b>	14,939
Revaluation Reserve	<b>1,009,056</b>	1,007,992
Accumulated Funds	<b>(1,350,304)</b>	(1,396,382)
	<hr/> <b>6,206,840</b>	<hr/> 5,621,792
<b>Current Liabilities</b>		
Trade and other payables	<b>785,867</b>	628,344
<b>Total liabilities</b>	<hr/> <b>785,867</b>	<hr/> 628,344
<b>Total Equity and Liabilities</b>	<hr/> <b>6,992,706</b>	<hr/> 6,250,136

## **Contingent Liabilities**

There are no contingent liabilities as at the 31<sup>st</sup> December 2020.

## **Subsequent Events**

Housing Finance Fund owns 40% in Home Finance Company Limited representing 1,452,000 shares. Donald C Kaye/PKF Accountants and Business Advisors were appointed liquidators early November 2021. The liquidation is progressing satisfactorily with two distributions to Shareholders received in the sums of GMD3,600,000 and GMD 1,800,000 on January 14, 2022 and March 03, 2022 respectively.

## **Covid 19**

The COVID-19 pandemic led to the closure/suspension of the operations of many institutions especially those in the hospitality industry. This led to a significant drop in collection of contributions and an increase in contribution arrears which are now being recovered.

Benefit payments also continue to increase due to redundancies and the introduction of a waiver of a new regulation granting waiver of the three months cooling-off period to facilitate timely payment of benefits.

# Let's Help Train Your Staff for Free...

We organize a series of session across the premises of our member institutions for free. Some of the topics we cover include:

- ✓ The National Provident Fund;
  - ✓ Industrial Injuries Compensation Fund;
  - ✓ Federated Pension Scheme;
  - ✓ Procedures for Making A Claim;
  - ✓ Avoiding Payment Gaps;
  - ✓ Accessing Your Funds;
  - ✓ Registering Foreign Workers;
  - ✓ When And How Is Your Benefit Paid To Your Family?
- And Many More...

For free training at your workplace, please contact the Department of Corporate Affairs on:  
(0220) 520 2329 / 245 9952 / 422 5427  
Or email: [info@sshfc.gm](mailto:info@sshfc.gm)



***For Further Enquiries Please Contact***



The Department of Corporate Affairs  
Social Security and Housing Finance Corporation  
61 Ecowas Avenue Banjul, The Gambia



[info@sshfc.gm](mailto:info@sshfc.gm)



[www.sshfc.gm](http://www.sshfc.gm)



00220 422 5427